



Spectrum Illumination

Price List

Pricing effective January 2017

Ordering Information	2
Terms & Policies	3
<hr/>	
Back Lights	4
Diffused Axial	26
Dome Lights	30
Linear Lights	38
Oxy Lights	76
Ring Lights	80
Spot Lights	100
Tri-Pod Lights	112
Washdown Lights	116
Controllers and Cables	134

Ordering Information

Order specification examples are shown throughout the price book at the top of each page. Be sure to follow the order sequence carefully to ensure complete and accurate order specification.

After placing an order, Spectrum Illumination will send an order acknowledgement.

Send orders to:

customerservice@spectrumillumination.com or fax to 231-894-4582

Please review information such as ship date, ship address, and items ordered for accuracy.

Placing an Order

For accurate order processing on faxed orders, please type your order or use legible handwriting, and be sure to include the following information:

1. A complete "sold to" address with correct Zip code.
2. A complete "ship to" address with correct Zip code.
3. A purchase order number. (The order is issued to Spectrum Illumination, Montague, Michigan.)
4. A signature or name of person authorizing the purchase order.
5. A contact name, phone number and email address at your company.
6. An actual calendar date for the

requested delivery date (not ASAP).

7. Line items that are complete, which means all catalog numbers and descriptions, options listed for each product selected. Be sure to make a pick for all available options. Also, combine identical items and specify total quantity unless using special marking or tagging. (Refer to the price book for ordering options.)

8. Special products referenced by their control numbers as well as their descriptions.

9. Line items that include price per unit, as well as extended totals.

10. A total dollar amount for the purchase order.

11. Any special shipping requirements clearly noted; i.e., "call before delivery."

By placing your orders correctly and completely the first time around, your order will be processed and scheduled without delay (subject to credit approval).

Lead-Times

Spectrum Illumination has a standard lead time of two (2) weeks. However, some items may take longer as they may be a specialty and therefore made to order.

Note: Shipping lead-times are subject to product availability due to order size. For exact lead-times on your order contact Spectrum

Illumination Customer Service.

Product Questions, Quotes & Order Placement.

Hours: Monday-Friday 9am to 5pm EST

Customer Service Representative
Hours: Monday-Friday 9am to 5pm EST
Phone: 1-231-894-4590
Fax: 1-231-894-4582
e-mail: customerservice@spectrumillumination.com

For more information on Order Placement, Confirmation and Lead-Times, see the Terms & Policies section in this book.

1. Prices

Spectrum Illumination reserves the right to change prices without notice. Firm quotations are available upon request and will be honored for a period of fifteen(15) days.

2. Confirmation

Upon receiving an order, Spectrum Illumination will send an order acknowledgment with exact pricing information and scheduled shipping date. Customer is responsible for checking acknowledgments to ensure that the order is correct. Order will be processed as acknowledged.

3. Lead Times

Spectrum Illumination reserves the right to alter lead times as demand for products fluctuate. Stated lead times begin after an order is entered and scheduled. Shipments are subject to product availability. Special products and larger orders may extend leadtimes. Please contact customer service for exact lead times.

Spectrum Illumination has a standard lead time of two (2) weeks. However, some items may take longer as they may be a specialty and therefore made to order.

4. Past Due Accounts

Past Due Accounts will be charged 1.5% per month. This is an annual rate of 18% or the highest legal rate on the unpaid balance. The purchaser agrees to pay all collection agency fees, court costs, and/or reasonable attorney fees incurred by Spectrum Illumination in the collection of past due balances.

Back Lights

Standard Back Lights	6-18
Monster Back Lights	20-25

Spectrum Illumination LED Back Lights come in small 2" x 2" through standard 12" x 12" sizes. Large sizes are available. Back Lights have hundreds of SMT LED's with a standard 4 pin industrial connector. Back Lights come in 24 Volt DC for the industrial environment. These sturdy lights are housed in a durable industrial Delrin and aluminum enclosure. Back Lights can be strobed or continuous for the output. Available in Red, White, Blue, Green and Infrared versions.

Features:

- Quick disconnect
- Built-in strobe
- 24VDC
- Industrial connector
- Available in 4 colors and Infrared (IR)

Backlights run directly on 24 VDC and have strobe control. Backlights come with a standard 4 pin m12 connector. Spectrum Illumination Standard Series Lights are engineered to provide up to 100,000 hours of trouble free operation.

Limited Warranty

Every Spectrum Illumination, Inc. product is thoroughly inspected and tested before leaving the factory. Standard products purchased on or after October 1, 2013 (excluding wash down light heads) are warranted to be free of defects in workmanship and materials for a period of SIX YEARS from the original date of purchase. Should a defect develop during this period, return the complete product, freight prepaid, to one of Spectrum Illumination's distributors. The distributor will need to call for an RMA for repair before returning the product to Spectrum Illumination, Inc. Spectrum Illumination, Inc. will inspect the unit, and if a defect is found will, at our option, repair or replace the product without charge. Spectrum Illumination, Inc. disclaims liability for any implied warranties, including implied warranties of "merchantability" and "fitness for a specific purpose."

Wash down light heads and standard products purchased before October 1, 2013 are covered for a period of THREE YEARS from the original date of purchase. Wash down light heads are enclosed in stainless steel enclosures that do not dissipate heat away from the LED's as well as standard products. All requirements for return are stipulated in the previous paragraph.

Spectrum Illumination, Inc. cannot be held responsible for the unauthorized or inappropriate use of our products. Products that include a driver will not be covered under this warranty if the driver was not used. Spectrum Illumination, Inc. will not cover products that have been determined to have run on third party strobe or LED controllers.

NO LIABILITY FOR CONSEQUENTIAL DAMAGES.

In no event shall Spectrum Illumination, Inc. be liable for consequential, special, incidental or indirect damages of any kind arising from the sale or use of products.

Standard Back Lights


Features:


- Quick disconnect
- Built-in strobe
- 24VDC
- Industrial connector
- Available in 4 colors and Infrared (IR)

Backlights run directly on 24 VDC and have strobe control. Backlights come with a standard 4 pin m12 connector. Spectrum Illumination Standard Series Lights are engineered to provide up to 100,000 hours of trouble free operation.

To Order, Specify;

1 Base Part Number	BL14
Example:	\$525
2 Specify LED Color	470 + \$50
3 Specify Diffuser Type	WD + \$0
4 Specify Cable Option	SC4 + \$0

1 Base Part Number	List Price	2 LED Color	3 Diffuser Type	4 Cable Option
BL14 1" X 4" Back Light LED - Package Includes Light, and 4 Meter Cable	\$525	470 + \$50 Blue 530 + \$50 Green 660 + \$0 Red 880 + \$0 Infrared WHI + \$50 White	WD + \$0 White Diffuser CC + \$25 Clear Cover SD + \$25 Standard Diffuser TFD + \$25 Thin Film Diffuser P + \$25 Polarizer	SC4 + \$0 Standard Cable 4 meter SC8 + \$50 Standard Cable 8 meter SC15 + \$70 Standard Cable 15 meter SC30 + \$110 Standard Cable 30 meter SCHF4 + \$75 Standard High Flex Cable 4 meter SCHF8 + \$100 Standard High Flex Cable 8 meter SCHF15 + \$150 Standard High Flex Cable 15 meter
				
Standard Dimensions				
W 2"				
L 5"				
H .85"				

BL18 1" X 8" Back Light LED - Package Includes Light, and 4 Meter Cable	\$575	470 + \$50 Blue 530 + \$50 Green 660 + \$0 Red 880 + \$0 Infrared WHI + \$50 White	WD + \$0 White Diffuser CC + \$25 Clear Cover SD + \$25 Standard Diffuser TFD + \$25 Thin Film Diffuser P + \$25 Polarizer	SC4 + \$0 Standard Cable 4 meter SC8 + \$50 Standard Cable 8 meter SC15 + \$70 Standard Cable 15 meter SC30 + \$110 Standard Cable 30 meter SCHF4 + \$75 Standard High Flex Cable 4 meter SCHF8 + \$100 Standard High Flex Cable 8 meter SCHF15 + \$150 Standard High Flex Cable 15 meter
				
Standard Dimensions				
W 2"				
L 9"				
H .85"				

Standard Back Lights


Features:


- Quick disconnect
- Built-in strobe
- 24VDC
- Industrial connector
- Available in 4 colors and Infrared (IR)

Backlights run directly on 24 VDC and have strobe control. Backlights come with a standard 4 pin m12 connector. Spectrum Illumination Standard Series Lights are engineered to provide up to 100,000 hours of trouble free operation.

To Order, Specify;

1 Base Part Number	BL22
Example:	\$525
2 Specify LED Color	470 + \$25
3 Specify Diffuser Type	WD + \$0
4 Specify Cable Option	SC4 + \$0

1 Base Part Number	List Price	2 LED Color	3 Diffuser Type	4 Cable Option
BL22 2" X 2" Back Light LED - Package Includes Light, and 4 Meter Cable	\$525	470 + \$25 Blue 530 + \$50 Green 660 + \$0 Red 880 + \$0 Infrared WHI + \$25 White	WD + \$0 White Diffuser CC + \$25 Clear Cover SD + \$25 Standard Diffuser TFD + \$25 Thin Film Diffuser P + \$25 Polarizer	SC4 + \$0 Standard Cable 4 meter SC8 + \$50 Standard Cable 8 meter SC15 + \$70 Standard Cable 15 meter SC30 + \$110 Standard Cable 30 meter SCHF4 + \$75 Standard High Flex Cable 4 meter SCHF8 + \$100 Standard High Flex Cable 8 meter SCHF15 + \$150 Standard High Flex Cable 15 meter
				
Standard Dimensions				
W 3"				
L 3"				
H .85"				

BL24 2" X 4" Back Light LED - Package Includes Light, and 4 Meter Cable	\$575	470 + \$50 Blue 530 + \$50 Green 660 + \$0 Red 880 + \$0 Infrared WHI + \$50 White	WD + \$0 White Diffuser CC + \$25 Clear Cover SD + \$25 Standard Diffuser TFD + \$25 Thin Film Diffuser P + \$25 Polarizer	SC4 + \$0 Standard Cable 4 meter SC8 + \$50 Standard Cable 8 meter SC15 + \$70 Standard Cable 15 meter SC30 + \$110 Standard Cable 30 meter SCHF4 + \$75 Standard High Flex Cable 4 meter SCHF8 + \$100 Standard High Flex Cable 8 meter SCHF15 + \$150 Standard High Flex Cable 15 meter
				
Standard Dimensions				
W 3"				
L 5"				
H .85"				

Standard Back Lights


Features:

- Quick disconnect
- Built-in strobe
- 24VDC
- Industrial connector
- Available in 4 colors and Infrared (IR)

Backlights run directly on 24 VDC and have strobe control. Backlights come with a standard 4 pin m12 connector. Spectrum Illumination Standard Series Lights are engineered to provide up to 100,000 hours of trouble free operation.

To Order, Specify;	
1 Base Part Number	BL26
Example:	\$650
2 Specify LED Color	470 + \$75
3 Specify Diffuser Type	WD + \$0
4 Specify Cable Option	SC4 + \$0

1 Base Part Number	List Price	2 LED Color	3 Diffuser Type	4 Cable Option
BL26 2" X 6" Back Light LED - Package Includes Light, and 4 Meter Cable	\$650	470 + \$75 Blue 530 + \$75 Green 660 + \$0 Red 880 + \$0 Infrared WHI + \$75 White	WD + \$0 White Diffuser CC + \$25 Clear Cover SD + \$25 Standard Diffuser TFD + \$25 Thin Film Diffuser P + \$25 Polarizer	SC4 + \$0 Standard Cable 4 meter SC8 + \$50 Standard Cable 8 meter SC15 + \$70 Standard Cable 15 meter SC30 + \$110 Standard Cable 30 meter SCHF4 + \$75 Standard High Flex Cable 4 meter SCHF8 + \$100 Standard High Flex Cable 8 meter SCHF15 + \$150 Standard High Flex Cable 15 meter
				
Standard Dimensions				
W 3"				
L 7"				
H .85"				

BL210 2" X 10" Back Light LED - Package Includes Light, and 4 Meter Cable	\$925	470 + \$100 Blue 530 + \$100 Green 660 + \$0 Red 880 + \$0 Infrared WHI + \$100 White	WD + \$0 White Diffuser CC + \$25 Clear Cover SD + \$25 Standard Diffuser TFD + \$25 Thin Film Diffuser P + \$25 Polarizer	SC4 + \$0 Standard Cable 4 meter SC8 + \$50 Standard Cable 8 meter SC15 + \$70 Standard Cable 15 meter SC30 + \$110 Standard Cable 30 meter SCHF4 + \$75 Standard High Flex Cable 4 meter SCHF8 + \$100 Standard High Flex Cable 8 meter SCHF15 + \$150 Standard High Flex Cable 15 meter
				
Standard Dimensions				
W 3"				
L 11"				
H .85"				


Standard Back Lights


Features:

- Quick disconnect
- Built-in strobe
- 24VDC
- Industrial connector
- Available in 4 colors and Infrared (IR)

Backlights run directly on 24 VDC and have strobe control. Backlights come with a standard 4 pin m12 connector. Spectrum Illumination Standard Series Lights are engineered to provide up to 100,000 hours of trouble free operation.

To Order, Specify;	
1 Base Part Number	BL34
Example:	\$650
2 Specify LED Color	470 + \$75
3 Specify Diffuser Type	WD + \$0
4 Specify Cable Option	SC4 + \$0

1 Base Part Number	List Price	2 LED Color	3 Diffuser Type	4 Cable Option
BL34 3" X 4" Back Light LED - Package Includes Light, and 4 Meter Cable	\$650	470 + \$75 Blue 530 + \$75 Green 660 + \$0 Red 880 + \$0 Infrared WHI + \$75 White	WD + \$0 White Diffuser CC + \$25 Clear Cover SD + \$25 Standard Diffuser TFD + \$25 Thin Film Diffuser P + \$25 Polarizer	SC4 + \$0 Standard Cable 4 meter SC8 + \$50 Standard Cable 8 meter SC15 + \$70 Standard Cable 15 meter SC30 + \$110 Standard Cable 30 meter SCHF4 + \$75 Standard High Flex Cable 4 meter SCHF8 + \$100 Standard High Flex Cable 8 meter SCHF15 + \$150 Standard High Flex Cable 15 meter
				
Standard Dimensions				
W 4"				
L 5"				
H .85"				

BL36 3" X 6" Back Light LED - Package Includes Light, and 4 Meter Cable	\$775	470 + \$100 Blue 530 + \$100 Green 660 + \$0 Red 880 + \$0 Infrared WHI + \$100 White	WD + \$0 White Diffuser CC + \$25 Clear Cover SD + \$25 Standard Diffuser TFD + \$25 Thin Film Diffuser P + \$25 Polarizer	SC4 + \$0 Standard Cable 4 meter SC8 + \$50 Standard Cable 8 meter SC15 + \$70 Standard Cable 15 meter SC30 + \$110 Standard Cable 30 meter SCHF4 + \$75 Standard High Flex Cable 4 meter SCHF8 + \$100 Standard High Flex Cable 8 meter SCHF15 + \$150 Standard High Flex Cable 15 meter
				
Standard Dimensions				
W 4"				
L 7"				
H .85"				

Standard Back Lights


Features:

- Quick disconnect
- Built-in strobe
- 24VDC
- Industrial connector
- Available in 4 colors and Infrared (IR)

Backlights run directly on 24 VDC and have strobe control. Backlights come with a standard 4 pin m12 connector. Spectrum Illumination Standard Series Lights are engineered to provide up to 100,000 hours of trouble free operation.

To Order, Specify;	
1 Base Part Number	BL312
Example:	\$1400
2 Specify LED Color	660 + \$0
3 Specify Diffuser Type	WD + \$0
4 Specify Cable Option	SC4 + \$0

1 Base Part Number	List Price	2 LED Color	3 Diffuser Type	4 Cable Option
BL38 3" X 8" Back Light LED - Package Includes Light, and 4 Meter Cable	\$825	470 * Blue 530 * Green 660 + \$0 Red 880 + \$0 Infrared WHI * White	WD + \$0 White Diffuser CC + \$25 Clear Cover SD + \$25 Standard Diffuser TFD + \$25 Thin Film Diffuser P + \$25 Polarizer	SC4 + \$0 Standard Cable 4 meter SC8 + \$50 Standard Cable 8 meter SC15 + \$70 Standard Cable 15 meter SC30 + \$110 Standard Cable 30 meter SCHF4 + \$75 Standard High Flex Cable 4 meter SCHF8 + \$100 Standard High Flex Cable 8 meter SCHF15 + \$150 Standard High Flex Cable 15 meter
				
Standard Dimensions		*Call for pricing		
W 4"				
L 9"				
H .85"				

BL312 3" X 12" Back Light LED - Package Includes Light, and 4 Meter Cable	\$1400	470 + \$300 Blue 530 + \$300 Green 660 + \$0 Red 880 + \$0 Infrared WHI + \$300 White	WD + \$0 White Diffuser CC + \$25 Clear Cover SD + \$25 Standard Diffuser TFD + \$25 Thin Film Diffuser P + \$25 Polarizer	SC4 + \$0 Standard Cable 4 meter SC8 + \$50 Standard Cable 8 meter SC15 + \$70 Standard Cable 15 meter SC30 + \$110 Standard Cable 30 meter SCHF4 + \$75 Standard High Flex Cable 4 meter SCHF8 + \$100 Standard High Flex Cable 8 meter SCHF15 + \$150 Standard High Flex Cable 15 meter
				
Standard Dimensions				
W 4"				
L 13"				
H .85"				


Standard Back Lights


Features:

- Quick disconnect
- Built-in strobe
- 24VDC
- Industrial connector
- Available in 4 colors and Infrared (IR)

Backlights run directly on 24 VDC and have strobe control. Backlights come with a standard 4 pin m12 connector. Spectrum Illumination Standard Series Lights are engineered to provide up to 100,000 hours of trouble free operation.

To Order, Specify;	
1 Base Part Number	BL44
Example:	\$675
2 Specify LED Color	470 + \$75
3 Specify Diffuser Type	WD + \$0
4 Specify Cable Option	SC4 + \$0

1 Base Part Number	List Price	2 LED Color	3 Diffuser Type	4 Cable Option
BL44 4" X 4" Back Light LED - Package Includes Light, and 4 Meter Cable	\$675	470 + \$75 Blue 530 + \$75 Green 660 + \$0 Red 880 + \$0 Infrared WHI + \$75 White	WD + \$0 White Diffuser CC + \$25 Clear Cover SD + \$25 Standard Diffuser TFD + \$25 Thin Film Diffuser P + \$25 Polarizer	SC4 + \$0 Standard Cable 4 meter SC8 + \$50 Standard Cable 8 meter SC15 + \$70 Standard Cable 15 meter SC30 + \$110 Standard Cable 30 meter SCHF4 + \$75 Standard High Flex Cable 4 meter SCHF8 + \$100 Standard High Flex Cable 8 meter SCHF15 + \$150 Standard High Flex Cable 15 meter
				
Standard Dimensions				
W 5"				
L 5"				
H .85"				

BL46 4" X 6" Back Light LED - Package Includes Light, and 4 Meter Cable	\$825	470 + \$150 Blue 530 + \$150 Green 660 + \$0 Red 880 + \$0 Infrared WHI + \$150 White	WD + \$0 White Diffuser CC + \$25 Clear Cover SD + \$25 Standard Diffuser TFD + \$25 Thin Film Diffuser P + \$25 Polarizer	SC4 + \$0 Standard Cable 4 meter SC8 + \$50 Standard Cable 8 meter SC15 + \$70 Standard Cable 15 meter SC30 + \$110 Standard Cable 30 meter SCHF4 + \$75 Standard High Flex Cable 4 meter SCHF8 + \$100 Standard High Flex Cable 8 meter SCHF15 + \$150 Standard High Flex Cable 15 meter
				
Standard Dimensions				
W 5"				
L 7"				
H .85"				

Standard Back Lights


Features:


- Quick disconnect
- Built-in strobe
- 24VDC
- Industrial connector
- Available in 4 colors and Infrared (IR)

Backlights run directly on 24 VDC and have strobe control. Backlights come with a standard 4 pin m12 connector. Spectrum Illumination Standard Series Lights are engineered to provide up to 100,000 hours of trouble free operation.

To Order, Specify;

1 Base Part Number	BL48
Example:	\$875
2 Specify LED Color	660 + \$0
3 Specify Diffuser Type	WD + \$0
4 Specify Cable Option	SC4 + \$0

1 Base Part Number	List Price	2 LED Color	3 Diffuser Type	4 Cable Option
BL48 4" X 8" Back Light LED - Package Includes Light, and 4 Meter Cable	\$875	470 + \$355 Blue	WD + \$0 White Diffuser	SC4 + \$0 Standard Cable 4 meter
		530 + \$355 Green	CC + \$25 Clear Cover	SC8 + \$50 Standard Cable 8 meter
Standard Dimensions		660 + \$0 Red	SD + \$25 Standard Diffuser	SC15 + \$70 Standard Cable 15 meter
W 5"		880 + \$0 Infrared	TFD + \$25 Thin Film Diffuser	SC30 + \$110 Standard Cable 30 meter
L 9"		WHI + \$355 White	P + \$25 Polarizer	SCHF4 + \$75 Standard High Flex Cable 4 meter
H .85"				SCHF8 + \$100 Standard High Flex Cable 8 meter
				SCHF15 + \$150 Standard High Flex Cable 15 meter

BL414 4" X 14" Back Light LED - Package Includes Light, and 4 Meter Cable	\$1700	470 + \$450 Blue	WD + \$0 White Diffuser	SC4 + \$0 Standard Cable 4 meter
		530 + \$450 Green	CC + \$25 Clear Cover	SC8 + \$50 Standard Cable 8 meter
Standard Dimensions		660 + \$0 Red	SD + \$25 Standard Diffuser	SC15 + \$70 Standard Cable 15 meter
W 5"		880 + \$0 Infrared	TFD + \$25 Thin Film Diffuser	SC30 + \$110 Standard Cable 30 meter
L 15"		WHI + \$450 White	P + \$25 Polarizer	SCHF4 + \$75 Standard High Flex Cable 4 meter
H .85"				SCHF8 + \$100 Standard High Flex Cable 8 meter
				SCHF15 + \$150 Standard High Flex Cable 15 meter

Standard Back Lights


Features:

- Quick disconnect
- Built-in strobe
- 24VDC
- Industrial connector
- Available in 4 colors and Infrared (IR)

Backlights run directly on 24 VDC and have strobe control. Backlights come with a standard 4 pin m12 connector. Spectrum Illumination Standard Series Lights are engineered to provide up to 100,000 hours of trouble free operation.

To Order, Specify;

1 Base Part Number	BL56
Example:	\$900
2 Specify LED Color	660 + \$0
3 Specify Diffuser Type	WD + \$0
4 Specify Cable Option	SC4 + \$0

1 Base Part Number	List Price	2 LED Color	3 Diffuser Type	4 Cable Option
BL56 5" X 6" Back Light LED - Package Includes Light, and 4 Meter Cable	\$900	470 + \$325 Blue	WD + \$0 White Diffuser	SC4 + \$0 Standard Cable 4 meter
		530 + \$325 Green	CC + \$25 Clear Cover	SC8 + \$50 Standard Cable 8 meter
Standard Dimensions		660 + \$0 Red	SD + \$25 Standard Diffuser	SC15 + \$70 Standard Cable 15 meter
W 6"		880 + \$0 Infrared	TFD + \$25 Thin Film Diffuser	SC30 + \$110 Standard Cable 30 meter
L 7"		WHI + \$325 White	P + \$25 Polarizer	SCHF4 + \$75 Standard High Flex Cable 4 meter
H .85"				SCHF8 + \$100 Standard High Flex Cable 8 meter
				SCHF15 + \$150 Standard High Flex Cable 15 meter

BL66 6" X 6" Back Light LED - Package Includes Light, and 4 Meter Cable	\$1050	470 + \$350 Blue	WD + \$0 White Diffuser	SC4 + \$0 Standard Cable 4 meter
		530 + \$350 Green	CC + \$25 Clear Cover	SC8 + \$50 Standard Cable 8 meter
Standard Dimensions		660 + \$0 Red	SD + \$25 Standard Diffuser	SC15 + \$70 Standard Cable 15 meter
W 7"		880 + \$0 Infrared	TFD + \$25 Thin Film Diffuser	SC30 + \$110 Standard Cable 30 meter
L 7"		WHI + \$350 White	P + \$25 Polarizer	SCHF4 + \$75 Standard High Flex Cable 4 meter
H .85"				SCHF8 + \$100 Standard High Flex Cable 8 meter
				SCHF15 + \$150 Standard High Flex Cable 15 meter

Standard Back Lights


Features:

- Quick disconnect
- Built-in strobe
- 24VDC
- Industrial connector
- Available in 4 colors and Infrared (IR)

Backlights run directly on 24 VDC and have strobe control. Backlights come with a standard 4 pin m12 connector. Spectrum Illumination Standard Series Lights are engineered to provide up to 100,000 hours of trouble free operation.

To Order, Specify;

1 Base Part Number	BL68
Example:	\$1475
2 Specify LED Color	660 + \$0
3 Specify Diffuser Type	WD + \$0
4 Specify Cable Option	SC4 + \$0

1 Base Part Number	List Price	2 LED Color	3 Diffuser Type	4 Cable Option
BL68 6" X 8" Back Light LED - Package Includes Light, and 4 Meter Cable	\$1475	470 + \$375 Blue	WD + \$0 White Diffuser	SC4 + \$0 Standard Cable 4 meter
		530 + \$375 Green	CC + \$25 Clear Cover	SC8 + \$50 Standard Cable 8 meter
Standard Dimensions		660 + \$0 Red	SD + \$25 Standard Diffuser	SC15 + \$70 Standard Cable 15 meter
W 7"		880 + \$0 Infrared	TFD + \$25 Thin Film Diffuser	SC30 + \$110 Standard Cable 30 meter
L 9"		WHI + \$375 White	P + \$25 Polarizer	SCHF4 + \$75 Standard High Flex Cable 4 meter
H .85"				SCHF8 + \$100 Standard High Flex Cable 8 meter
				SCHF15 + \$150 Standard High Flex Cable 15 meter

BL610 6" X 10" Back Light LED - Package Includes Light, and 4 Meter Cable	\$1750	470 * Blue	WD + \$0 White Diffuser	SC4 + \$0 Standard Cable 4 meter
		530 * Green	CC + \$25 Clear Cover	SC8 + \$50 Standard Cable 8 meter
Standard Dimensions		660 + \$0 Red	SD + \$25 Standard Diffuser	SC15 + \$70 Standard Cable 15 meter
W 7"		880 + \$0 Infrared	TFD + \$25 Thin Film Diffuser	SC30 + \$110 Standard Cable 30 meter
L 11"		WHI * White	P + \$25 Polarizer	SCHF4 + \$75 Standard High Flex Cable 4 meter
H .85"				SCHF8 + \$100 Standard High Flex Cable 8 meter
		*Call for pricing		SCHF15 + \$150 Standard High Flex Cable 15 meter

Standard Back Lights


Features:

- Quick disconnect
- Built-in strobe
- 24VDC
- Industrial connector
- Available in 4 colors and Infrared (IR)

Backlights run directly on 24 VDC and have strobe control. Backlights come with a standard 4 pin m12 connector. Spectrum Illumination Standard Series Lights are engineered to provide up to 100,000 hours of trouble free operation.

To Order, Specify;

1 Base Part Number	BL612
Example:	\$1900
2 Specify LED Color	660 + \$0
3 Specify Diffuser Type	WD + \$0
4 Specify Cable Option	SC4 + \$0

1 Base Part Number	List Price	2 LED Color	3 Diffuser Type	4 Cable Option
BL612 6" X 12" Back Light LED - Package Includes Light, and 4 Meter Cable	\$1900	470 + \$400 Blue	WD + \$0 White Diffuser	SC4 + \$0 Standard Cable 4 meter
		530 + \$400 Green	CC + \$25 Clear Cover	SC8 + \$50 Standard Cable 8 meter
Standard Dimensions		660 + \$0 Red	SD + \$25 Standard Diffuser	SC15 + \$70 Standard Cable 15 meter
W 7"		880 + \$0 Infrared	TFD + \$25 Thin Film Diffuser	SC30 + \$110 Standard Cable 30 meter
L 13"		WHI + \$400 White	P + \$25 Polarizer	SCHF4 + \$75 Standard High Flex Cable 4 meter
H .85"				SCHF8 + \$100 Standard High Flex Cable 8 meter
				SCHF15 + \$150 Standard High Flex Cable 15 meter

BL618 6" X 18" Back Light LED - Package Includes Light, and 4 Meter Cable	\$3750	470 * Blue	WD + \$0 White Diffuser	SC4 + \$0 Standard Cable 4 meter
		530 * Green	CC + \$25 Clear Cover	SC8 + \$50 Standard Cable 8 meter
Standard Dimensions		660 + \$0 Red	SD + \$25 Standard Diffuser	SC15 + \$70 Standard Cable 15 meter
W 7"		880 + \$0 Infrared	TFD + \$25 Thin Film Diffuser	SC30 + \$110 Standard Cable 30 meter
L 19"		WHI * White	P + \$25 Polarizer	SCHF4 + \$75 Standard High Flex Cable 4 meter
H .85"				SCHF8 + \$100 Standard High Flex Cable 8 meter
		*Call for pricing		SCHF15 + \$150 Standard High Flex Cable 15 meter


Standard Back Lights


Features:

- Quick disconnect
- Built-in strobe
- 24VDC
- Industrial connector
- Available in 4 colors and Infrared (IR)

Backlights run directly on 24 VDC and have strobe control. Backlights come with a standard 4 pin m12 connector. Spectrum Illumination Standard Series Lights are engineered to provide up to 100,000 hours of trouble free operation.

To Order, Specify;	
1 Base Part Number	BL88
Example:	\$2000
2 Specify LED Color	660
	+ \$0
3 Specify Diffuser Type	WD
	+ \$0
4 Specify Cable Option	SC4
	+ \$0

1 Base Part Number	List Price	2 LED Color	3 Diffuser Type	4 Cable Option
BL88 8" X 8" Back Light LED - Package Includes Light, and 4 Meter Cable	\$2000	470 + \$400 Blue	WD + \$0 White Diffuser	SC4 + \$0 Standard Cable 4 meter
		530 + \$400 Green	CC + \$25 Clear Cover	SC8 + \$50 Standard Cable 8 meter
		660 + \$0 Red	SD + \$25 Standard Diffuser	SC15 + \$70 Standard Cable 15 meter
		880 + \$0 Infrared	TFD + \$25 Thin Film Diffuser	SC30 + \$110 Standard Cable 30 meter
		WHI + \$400 White	P + \$25 Polarizer	SCHF4 + \$75 Standard High Flex Cable 4 meter
				SCHF8 + \$100 Standard High Flex Cable 8 meter
				SCHF15 + \$150 Standard High Flex Cable 15 meter
				
Standard Dimensions				
W 9"				
L 9"				
H .85"				

BL812 8" X 12" Back Light LED - Package Includes Light, and 4 Meter Cable	\$2150	470 + \$500 Blue	WD + \$0 White Diffuser	SC4 + \$0 Standard Cable 4 meter
		530 + \$500 Green	CC + \$25 Clear Cover	SC8 + \$50 Standard Cable 8 meter
		660 + \$0 Red	SD + \$25 Standard Diffuser	SC15 + \$70 Standard Cable 15 meter
		880 + \$0 Infrared	TFD + \$25 Thin Film Diffuser	SC30 + \$110 Standard Cable 30 meter
		WHI + \$500 White	P + \$50 Polarizer	SCHF4 + \$75 Standard High Flex Cable 4 meter
				SCHF8 + \$100 Standard High Flex Cable 8 meter
				SCHF15 + \$150 Standard High Flex Cable 15 meter
				
Standard Dimensions				
W 9"				
L 13"				
H .85"				


Standard Back Lights


Features:

- Quick disconnect
- Built-in strobe
- 24VDC
- Industrial connector
- Available in 4 colors and Infrared (IR)

Backlights run directly on 24 VDC and have strobe control. Backlights come with a standard 4 pin m12 connector. Spectrum Illumination Standard Series Lights are engineered to provide up to 100,000 hours of trouble free operation.

To Order, Specify;	
1 Base Part Number	BL824
Example:	\$5850
2 Specify LED Color	660
	+ \$0
3 Specify Diffuser Type	WD
	+ \$0
4 Specify Cable Option	SC4
	+ \$0

1 Base Part Number	List Price	2 LED Color	3 Diffuser Type	4 Cable Option
BL824 8" X 24" Back Light LED - Package Includes Light, and 4 Meter Cable	\$5850	470 * Blue	WD + \$0 White Diffuser	SC4 + \$0 Standard Cable 4 meter
		530 * Green	CC + \$50 Clear Cover	SC8 + \$50 Standard Cable 8 meter
		660 + \$0 Red	SD + \$50 Standard Diffuser	SC15 + \$70 Standard Cable 15 meter
		880 + \$0 Infrared	TFD + \$50 Thin Film Diffuser	SC30 + \$110 Standard Cable 30 meter
		WHI * White	P + \$100 Polarizer	SCHF4 + \$75 Standard High Flex Cable 4 meter
				SCHF8 + \$100 Standard High Flex Cable 8 meter
				SCHF15 + \$150 Standard High Flex Cable 15 meter
				
Standard Dimensions				
W 9"				
L 25"				
H .85"				

BL1010 10" X 10" Back Light LED - Package Includes Light, and 4 Meter Cable	\$2650	470 + \$600 Blue	WD + \$0 White Diffuser	SC4 + \$0 Standard Cable 4 meter
		530 + \$600 Green	CC + \$50 Clear Cover	SC8 + \$50 Standard Cable 8 meter
		660 + \$0 Red	SD + \$50 Standard Diffuser	SC15 + \$70 Standard Cable 15 meter
		880 + \$0 Infrared	TFD + \$50 Thin Film Diffuser	SC30 + \$110 Standard Cable 30 meter
		WHI + \$600 White	P + \$100 Polarizer	SCHF4 + \$75 Standard High Flex Cable 4 meter
				SCHF8 + \$100 Standard High Flex Cable 8 meter
				SCHF15 + \$150 Standard High Flex Cable 15 meter
				
Standard Dimensions				
W 11"				
L 11"				
H .85"				

Standard Back Lights

Features:

- Quick disconnect
- Built-in strobe
- 24VDC
- Industrial connector
- Available in 4 colors and Infrared (IR)

Backlights run directly on 24 VDC and have strobe control. Backlights come with a standard 4 pin m12 connector. Spectrum Illumination Standard Series Lights are engineered to provide up to 100,000 hours of trouble free operation.

To Order, Specify;	
① Base Part Number	BL1212
Example:	\$3100
② Specify LED Color	660 + \$0
③ Specify Diffuser Type	WD + \$0
④ Specify Cable Option	SC4 + \$0

① Base Part Number	List Price	② LED Color	③ Diffuser Type	④ Cable Option
BL1212 12" X 12" Back Light LED - Package Includes Light, and 4 Meter Cable	\$3100	470 + \$600 Blue	WD + \$0 White Diffuser	SC4 + \$0 Standard Cable 4 meter
 <p>Standard Dimensions</p> <p>W 13" L 13" H .85"</p>		530 + \$600 Green	CC + \$50 Clear Cover	SC8 + \$50 Standard Cable 8 meter
		660 + \$0 Red	SD + \$50 Standard Diffuser	SC15 + \$70 Standard Cable 15 meter
		880 + \$0 Infrared	TFD + \$50 Thin Film Diffuser	SC30 + \$110 Standard Cable 30 meter
		WHI + \$600 White	P + \$100 Polarizer	SCHF4 + \$75 Standard High Flex Cable 4 meter
				SCHF8 + \$100 Standard High Flex Cable 8 meter
			SCHF15 + \$150 Standard High Flex Cable 15 meter	

This page is intentionally blank

Monster Back Lights

Features:

- Quick disconnect
- High Output HB LED's
- DIN Rail mount driver

Spectrum Illumination Monster Series Lights are engineered to provide up to 100,000 hours of trouble free operation.

Warning –

The supplied LDM adapter must be used for both continuous or strobe operations! Do not connect the fixture directly to 24VDC! Operating the fixture without the supplied LDM adapter will result in premature LED failure and will void the warranty.

To Order, Specify;		
1 Base Part Number	Example:	
2 Specify LED Color	MBL22	470
	\$725	\$0

1 Base Part Number	List Price	2 Specify LED Color
MBL22 2" X 2" Back Light LED - Package Includes Light, LDM 350/2, and 4 Meter Cable	\$725	470 + \$0 Blue 530 + \$0 Green 630 + \$0 Red 850 + \$0 Infrared WHI + \$0 White



Standard Dimensions

W	3"
L	3"
H	1.125"

MBL24 2" X 4" Back Light LED - Package Includes Light, LDM 700, and 4 Meter Cable	\$975	470 + \$0 Blue 530 + \$0 Green 630 + \$0 Red 850 + \$0 Infrared WHI + \$0 White
---	--------------	---



Standard Dimensions

W	3"
L	5"
H	1"

3 Specify Diffuser Type	4 Specify Cable Option	5 Specify Driver Option
WD \$0	MC4 \$0	A \$85

3 Specify Diffuser Type	4 Specify Cable Option	5 Specify Driver Option
WD + \$0 White Diffuser CC + \$25 Clear Cover SD + \$25 Standard Diffuser TFD + \$25 Thin Film Diffuser P + \$25 Polarizer	MC4 + \$0 Monster Cable 4 meter MC8 + \$40 Monster Cable 8 meter MC15 + \$60 Monster Cable 15 meter MC30 + \$195 Monster Cable 30 meter MCHF4 + \$75 Monster High Flex Cable 4 meter MCHF8 + \$100 Monster High Flex Cable 8 meter MCHF15 + \$200 Monster High Flex Cable 15 meter MCHF30 + \$380 Monster High Flex Cable 30 meter	LDM350/2 + \$0 350 MA 2-4 LED Driver DIN Rail Mount A + \$85 ALDM Driver V + \$85 VLDM Driver RV + \$100 RVLDM Driver

WD + \$0 White Diffuser CC + \$25 Clear Cover SD + \$25 Standard Diffuser TFD + \$25 Thin Film Diffuser P + \$25 Polarizer	MC4 + \$0 Monster Cable 4 meter MC8 + \$40 Monster Cable 8 meter MC15 + \$60 Monster Cable 15 meter MC30 + \$195 Monster Cable 30 meter MCHF4 + \$75 Monster High Flex Cable 4 meter MCHF8 + \$100 Monster High Flex Cable 8 meter MCHF15 + \$200 Monster High Flex Cable 15 meter MCHF30 + \$380 Monster High Flex Cable 30 meter	LDM700 + \$0 700 MA LED Driver DIN rail mount A + \$85 ALDM Driver V + \$85 VLDM Driver RV + \$100 RVLDM Driver
--	---	--

Monster Back Lights

Features:



- Quick disconnect
- High Output HB LED's
- DIN Rail mount driver

Spectrum Illumination Monster Series Lights are engineered to provide up to 100,000 hours of trouble free operation.

Warning –

The supplied LDM adapter must be used for both continuous or strobe operations! Do not connect the fixture directly to 24VDC! Operating the fixture without the supplied LDM adapter will result in premature LED failure and will void the warranty.

To Order, Specify;		
1 Base Part Number	Example:	
2 Specify LED Color	MBL44	470
	\$1275	\$0

1 Base Part Number	List Price	2 Specify LED Color
MBL44 4" X 4" Back Light LED - Package Includes Light, LDM 1400, and 4 Meter Cable 	\$1275	470 + \$0 Blue 530 + \$0 Green 630 + \$0 Red 850 + \$0 Infrared WHI + \$0 White
Standard Dimensions W 5" L 5" H 1"		
MBL46 4" X 6" Back Light LED - Package Includes Light, LDM 2100, and 4 Meter Cable 	\$1700	470 + \$0 Blue 530 + \$0 Green 630 + \$0 Red 850 + \$0 Infrared WHI + \$0 White
Standard Dimensions W 5" L 7" H 1"		

3 Specify Diffuser Type	4 Specify Cable Option	5 Specify Driver Option
WD \$0	MC4 \$0	A \$85

3 Specify Diffuser Type	4 Specify Cable Option	5 Specify Driver Option
WD + \$0 White Diffuser CC + \$25 Clear Cover SD + \$25 Standard Diffuser TFD + \$25 Thin Film Diffuser P + \$25 Polarizer	MC4 + \$0 Monster Cable 4 meter MC8 + \$40 Monster Cable 8 meter MC15 + \$60 Monster Cable 15 meter MC30 + \$195 Monster Cable 30 meter MCHF4 + \$75 Monster High Flex Cable 4 meter MCHF8 + \$100 Monster High Flex Cable 8 meter MCHF15 + \$200 Monster High Flex Cable 15 meter MCHF30 + \$380 Monster High Flex Cable 30 meter	LDM1400 + \$0 1400 MA LED Driver DIN rail mount A + \$85 ALDM Driver V + \$85 VLDM Driver RV + \$100 RVLDM Driver
WD + \$0 White Diffuser CC + \$25 Clear Cover SD + \$25 Standard Diffuser TFD + \$25 Thin Film Diffuser P + \$25 Polarizer	MC4 + \$0 Monster Cable 4 meter MC8 + \$40 Monster Cable 8 meter MC15 + \$60 Monster Cable 15 meter MC30 + \$195 Monster Cable 30 meter MCHF4 + \$75 Monster High Flex Cable 4 meter MCHF8 + \$100 Monster High Flex Cable 8 meter MCHF15 + \$200 Monster High Flex Cable 15 meter MCHF30 + \$380 Monster High Flex Cable 30 meter	LDM2100 + \$0 2100 MA LED Driver DIN rail mount A + \$85 ALDM Driver V + \$85 VLDM Driver RV + \$100 RVLDM Driver

Monster Back Lights

Features:


- Quick disconnect
- High Output HB LED's
- DIN Rail mount driver

Spectrum Illumination Monster Series Lights are engineered to provide up to 100,000 hours of trouble free operation.

Warning –

The supplied LDM adapter must be used for both continuous or strobe operations! Do not connect the fixture directly to 24VDC! Operating the fixture without the supplied LDM adapter will result in premature LED failure and will void the warranty.

To Order, Specify;		
1 Base Part Number	Example:	
2 Specify LED Color	MBL48	470
	\$2200	\$0

1 Base Part Number	List Price	2 Specify LED Color
MBL48 4" X 8" Back Light LED - Package Includes Light, LDM 2800, and 4 Meter Cable	\$2200	470 + \$0 Blue
		530 + \$0 Green
		630 + \$0 Red
		850 + \$0 Infrared
		WHI + \$0 White
Standard Dimensions W 5" L 9" H 1"		

3 Specify Diffuser Type	4 Specify Cable Option	5 Specify Driver Option
WD \$0	MC4 \$0	A \$85

3 Specify Diffuser Type	4 Specify Cable Option	5 Specify Driver Option
WD + \$0 White Diffuser	MC4 + \$0 Monster Cable 4 meter	LDM2800 + \$0 2800 MA LED Driver DIN rail mount
CC + \$25 Clear Cover	MC8 + \$40 Monster Cable 8 meter	A + \$85 ALDM Driver
SD + \$25 Standard Diffuser	MC15 + \$60 Monster Cable 15 meter	V + \$85 VLDM Driver
TFD + \$25 Thin Film Diffuser	MC30 + \$195 Monster Cable 30 meter	RV + \$100 RVLDM Driver
P + \$25 Polarizer	MCHF4 + \$75 Monster High Flex Cable 4 meter	
	MCHF8 + \$100 Monster High Flex Cable 8 meter	
	MCHF15 + \$200 Monster High Flex Cable 15 meter	
	MCHF30 + \$380 Monster High Flex Cable 30 meter	

Diffused Axial

Monster Diffused Axial	28
------------------------	----

Diffused Axial lights are used to create even lighting on shiny and uneven surfaces. Diffused Axial lights are built using a beam splitter to reflect the diffused light onto the field of view. The reflected light from the area of interest is then able to pass through the beam splitter into the camera lens. Because the light is on the same axis as the camera and is diffused, the image from a shiny or uneven surface will not have any hot spots or shadows.

Features:

- Compact size
- Quick disconnect
- High Output HB LED's
- DIN Rail mount driver

Spectrum Illumination Monster Series Lights are engineered to provide up to 100,000 hours of trouble free operation.

Warning –

The supplied LDM adapter must be used for both continuous or strobe operations! Do not connect the fixture directly to 24VDC! Operating the fixture without the supplied LDM adapter will result in premature LED failure and will void the warranty.

Limited Warranty

Every Spectrum Illumination, Inc. product is thoroughly inspected and tested before leaving the factory. Standard products purchased on or after October 1, 2013 (excluding wash down light heads) are warranted to be free of defects in workmanship and materials for a period of SIX YEARS from the original date of purchase. Should a defect develop during this period, return the complete product, freight prepaid, to one of Spectrum Illumination's distributors. The distributor will need to call for an RMA for repair before returning the product to Spectrum Illumination, Inc. Spectrum Illumination, Inc. will inspect the unit, and if a defect is found will, at our option, repair or replace the product without charge. Spectrum Illumination, Inc. disclaims liability for any implied warranties, including implied warranties of "merchantability" and "fitness for a specific purpose."

Wash down light heads and standard products purchased before October 1, 2013 are covered for a period of THREE YEARS from the original date of purchase. Wash down light heads are enclosed in stainless steel enclosures that do not dissipate heat away from the LED's as well as standard products. All requirements for return are stipulated in the previous paragraph.

Spectrum Illumination, Inc. cannot be held responsible for the unauthorized or inappropriate use of our products. Products that include a driver will not be covered under this warranty if the driver was not used. Spectrum Illumination, Inc. will not cover products that have been determined to have run on third party strobe or LED controllers.

NO LIABILITY FOR CONSEQUENTIAL DAMAGES.

In no event shall Spectrum Illumination, Inc. be liable for consequential, special, incidental or indirect damages of any kind arising from the sale or use of products.

Monster Diffused Axial

Features:



- Compact size
- Quick disconnect
- High Output HB LED's
- DIN Rail mount driver

Spectrum Illumination Monster Series Lights are engineered to provide up to 100,000 hours of trouble free operation.

Warning –

The supplied LDM adapter must be used for both continuous or strobe operations! Do not connect the fixture directly to 24VDC! Operating the fixture without the supplied LDM adapter will result in premature LED failure and will void the warranty.

To Order, Specify;	
1 Base Part Number	MDA2
Example:	\$1000
2 Specify LED Color	470 + \$0
3 Specify Cable Option	MC4 + \$0
4 Specify Driver Option	A + \$85

1 Base Part Number	List Price	2 LED Color	3 Cable Type	4 Driver Option
MDA2 2" Diffused Axial Light W/ LED - Package Includes Light, LDM 350/2, and 4 Meter Cable  Standard Dimensions W 2.25" L 2.209" H 4.145"	\$1000	470 + \$0 Blue	MC4 + \$0 Monster Cable 4 meter	LDM350/2 + \$0 350 MA 2-4 LED Driver DIN Rail Mount
		505 + \$0 Cyan	MC8 + \$40 Monster Cable 8 meter	A + \$85 ALDM Driver
		530 + \$0 Green	MC15 + \$60 Monster Cable 15 meter	V + \$85 VLDM Driver
		590 + \$0 Amber	MC30 + \$195 Monster Cable 30 meter	RV + \$100 RVLDM Driver
		630 + \$0 Red	MCHF4 + \$75 Monster High Flex Cable 4 meter	
		850 + \$0 Infrared	MCHF8 + \$100 Monster High Flex Cable 8 meter	
		WHI + \$0 White	MCHF15 + \$200 Monster High Flex Cable 15 meter	
		NWH + \$0 Natural White	MCHF30 + \$380 Monster High Flex Cable 30 meter	
		WWH + \$0 Warm White		
		MDA4 4" Diffused Axial Light W/ LED - Package Includes Light, LDM 1400, and 4 Meter Cable  Standard Dimensions W 4.38" L 4.25" H 6.82"	\$2250	470 + \$0 Blue
505 + \$0 Cyan	MC8 + \$40 Monster Cable 8 meter			A + \$85 ALDM Driver
530 + \$0 Green	MC15 + \$60 Monster Cable 15 meter			V + \$85 VLDM Driver
590 + \$0 Amber	MC30 + \$195 Monster Cable 30 meter			RV + \$100 RVLDM Driver
630 + \$0 Red	MCHF4 + \$75 Monster High Flex Cable 4 meter			
850 + \$0 Infrared	MCHF8 + \$100 Monster High Flex Cable 8 meter			
WHI + \$0 White	MCHF15 + \$200 Monster High Flex Cable 15 meter			
NWH + \$200 Natural White	MCHF30 + \$380 Monster High Flex Cable 30 meter			
WWH + \$0 Warm White				

This page is intentionally blank

Dome Lights

Monster Dome Lights

32-37

Domes provide uniform illumination with no reflections or shadows. Ideal for highly reflective parts if your application requires even lighting over the area of inspection.

Features:

- Quick disconnect
- High Output HB LED's
- DIN Rail mount driver

Spectrum Illumination Monster Series Lights are engineered to provide up to 100,000 hours of trouble free operation.

Warning –

The supplied LDM adapter must be used for both continuous or strobe operations! Do not connect the fixture directly to 24VDC! Operating the fixture without the supplied LDM adapter will result in premature LED failure and will void the warranty

Limited Warranty

Every Spectrum Illumination, Inc. product is thoroughly inspected and tested before leaving the factory. Standard products purchased on or after October 1, 2013 (excluding wash down light heads) are warranted to be free of defects in workmanship and materials for a period of SIX YEARS from the original date of purchase. Should a defect develop during this period, return the complete product, freight prepaid, to one of Spectrum Illumination's distributors. The distributor will need to call for an RMA for repair before returning the product to Spectrum Illumination, Inc. Spectrum Illumination, Inc. will inspect the unit, and if a defect is found will, at our option, repair or replace the product without charge. Spectrum Illumination, Inc. disclaims liability for any implied warranties, including implied warranties of "merchantability" and "fitness for a specific purpose."

Wash down light heads and standard products purchased before October 1, 2013 are covered for a period of THREE YEARS from the original date of purchase. Wash down light heads are enclosed in stainless steel enclosures that do not dissipate heat away from the LED's as well as standard products. All requirements for return are stipulated in the previous paragraph.

Spectrum Illumination, Inc. cannot be held responsible for the unauthorized or inappropriate use of our products. Products that include a driver will not be covered under this warranty if the driver was not used. Spectrum Illumination, Inc. will not cover products that have been determined to have run on third party strobe or LED controllers.

NO LIABILITY FOR CONSEQUENTIAL DAMAGES.

In no event shall Spectrum Illumination, Inc. be liable for consequential, special, incidental or indirect damages of any kind arising from the sale or use of products.

Monster Dome Lights

Features:


- Quick disconnect
- High Output HB LED's
- DIN Rail mount driver


Spectrum Illumination Monster Series Lights are engineered to provide up to 100,000 hours of trouble free operation.

Warning –

The supplied LDM adapter must be used for both continuous or strobe operations! Do not connect the fixture directly to 24VDC! Operating the fixture without the supplied LDM adapter will result in premature LED failure and will void the warranty

To Order, Specify;	
1 Base Part Number	DL180
Example:	\$1700
2 Specify LED Color	395
	+ \$0
3 Specify Cable Option	SC4-8
	+ \$0
	A
4 Specify Driver Option	+ \$0

1 Base Part Number	List Price	2 LED Color	3 Cable Type	4 Driver Option
DL180 180Mm E-Series Dome Light With LED's - Package Includes Light and 4 Meter Cable	\$1710	395 + \$0 UV 395NM HB LED	SC4-8 + \$0 Standard Cable 4 meter 8 Wire	A + \$0 ALDM Driver
		B + \$0 Blue	SC8-8 + \$80 Standard Cable 8 meter 8 Wire	V + \$0 VLDM Driver
Standard Dimensions		G + \$0 Green		RV + \$15 RVLDM Driver
Dia 14"		R + \$0 Red		
CC 43.96"		850 + \$0 Infrared		
H 5.275"		940 + \$0 Infrared		
		W + \$0 White		
		NW + \$0 Natural White		
		WW + \$0 Warm White		

DL180-RGB 180Mm E-Series Dome Light Red, Green & Blue LED's - Package Includes Light and 4 Meter Cable	\$2300	No Options	SC4-8 + \$0 Standard Cable 4 meter 8 Wire	A + \$0 ALDM Driver
			SC8-8 + \$80 Standard Cable 8 meter 8 Wire	V + \$0 VLDM Driver
Standard Dimensions				RV + \$15 RVLDM Driver
Dia 14"				
CC 43.96"				
H 5.275"				

Monster Dome Lights

Features:


- Quick disconnect
- High Output HB LED's
- DIN Rail mount driver


Spectrum Illumination Monster Series Lights are engineered to provide up to 100,000 hours of trouble free operation.

Warning –

The supplied LDM adapter must be used for both continuous or strobe operations! Do not connect the fixture directly to 24VDC! Operating the fixture without the supplied LDM adapter will result in premature LED failure and will void the warranty

To Order, Specify;	
1 Base Part Number	DL7.25
Example:	\$2000
2 Specify LED Color	395
	+ \$200
3 Specify Cable Type	MC4
	+ \$0
	A
4 Specify Driver Option	+ \$85

1 Base Part Number	List Price	2 LED Color	3 Cable Type	4 Driver Option
DL180-RGBW 180Mm E-Series Dome Light Red, Green, Blue & White LED's - Package Includes Light and 4 Meter Cable	\$2550	No Options	SC4-8 + \$0 Standard Cable 4 meter 8 Wire	A + \$0 ALDM Driver
			SC8-8 + \$80 Standard Cable 8 meter 8 Wire	V + \$0 VLDM Driver
Standard Dimensions				RV + \$15 RVLDM Driver
Dia 14"				
CC 43.96"				
H 5.275"				

DL7.25 7.25" Dome Light LED - Package Includes Light, LDM 700, and 4 Meter Cable	\$2000	395 + \$200 UV 395NM HB LED	MC4 + \$0 Monster Cable 4 meter	LDM700 + \$0 700MA LED Driver DIN Rail Mount
			MC8 + \$40 Monster Cable 8 meter	A + \$85 ALDM Driver
Standard Dimensions			MC15 + \$60 Monster Cable 15 meter	V + \$85 VLDM Driver
Dia 15"			MC30 + \$195 Monster Cable 30 meter	RV + \$100 RVLDM Driver
CC 47.1"			MCHF4 + \$75 Monster High Flex Cable 4 meter	
H 6.225"			MCHF8 + \$100 Monster High Flex Cable 8 meter	
			MCHF15 + \$200 Monster High Flex Cable 15 meter	
			MCHF30 + \$380 Monster High Flex Cable 30 meter	

Monster Dome Lights

Features:



- Quick disconnect
- High Output HB LED's
- DIN Rail mount driver

Spectrum Illumination Monster Series Lights are engineered to provide up to 100,000 hours of trouble free operation.

Warning –

The supplied LDM adapter must be used for both continuous or strobe operations! Do not connect the fixture directly to 24VDC! Operating the fixture without the supplied LDM adapter will result in premature LED failure and will void the warranty

To Order, Specify;	
1 Base Part Number	MDL7.25
Example:	\$2000
2 Specify LED Color	470
	+ \$0
3 Specify Cable Option	MC4
	+ \$0
	A
4 Specify Driver Option	+ \$85

1 Base Part Number	List Price	2 LED Color	3 Cable Type	4 Driver Option
MDL7.25 7.25" Dome Light LED's - Package Includes Light, LDM 700, and 4 Meter Cable	\$2000	365 + \$1000 UV 365NM HB LED	MC4 + \$0 Monster Cable 4 meter	LDM700 + \$0 700MA LED Driver DIN Rail Mount
		470 + \$0 Blue	MC8 + \$40 Monster Cable 8 meter	A + \$85 ALDM Driver
Standard Dimensions		505 + \$0 Cyan	MC15 + \$60 Monster Cable 15 meter	V + \$85 VLDM Driver
Dia 15"		530 + \$0 Green	MC30 + \$195 Monster Cable 30 meter	RV + \$100 RVLDM Driver
CC 47.1"		590 + \$0 Amber	MCHF4 + \$75 Monster High Flex Cable 4 meter	
H 6.225"		630 + \$0 Red	MCHF8 + \$100 Monster High Flex Cable 8 meter	
		850 + \$0 Infrared	MCHF15 + \$200 Monster High Flex Cable 15 meter	
		940 + \$0 Infrared	MCHF30 + \$380 Monster High Flex Cable 30 meter	
		WHI + \$0 White		
		NWH + \$0 Natural White		
		WWH + \$0 Warm White		
DL12.25 12.25" Dome Light LED - Package Includes Light, LDM 1400, and 4 Meter Cable	\$2400	395 * UV 395NM HB LED	MC4 + \$0 Monster Cable 4 meter	LDM1400 + \$0 1400MA LED Driver DIN Rail Mount
		*Call for pricing	MC8 + \$40 Monster Cable 8 meter	A + \$85 ALDM Driver
Standard Dimensions			MC15 + \$60 Monster Cable 15 meter	V + \$85 VLDM Driver
Dia 20"			MC30 + \$195 Monster Cable 30 meter	RV + \$100 RVLDM Driver
CC 62.8"			MCHF4 + \$75 Monster High Flex Cable 4 meter	
H 8.725"			MCHF8 + \$100 Monster High Flex Cable 8 meter	
			MCHF15 + \$200 Monster High Flex Cable 15 meter	
			MCHF30 + \$380 Monster High Flex Cable 30 meter	

Monster Dome Lights

Features:



- Quick disconnect
- High Output HB LED's
- DIN Rail mount driver

Spectrum Illumination Monster Series Lights are engineered to provide up to 100,000 hours of trouble free operation.

Warning –

The supplied LDM adapter must be used for both continuous or strobe operations! Do not connect the fixture directly to 24VDC! Operating the fixture without the supplied LDM adapter will result in premature LED failure and will void the warranty

To Order, Specify;	
1 Base Part Number	MDL12.25
Example:	\$2400
2 Specify LED Color	470
	+ \$0
3 Specify Cable Type	MC4
	+ \$0
	A
4 Specify Driver Option	+ \$85

1 Base Part Number	List Price	2 LED Color	3 Cable Type	4 Driver Option
MDL12.25 12.25" Dome Light LED's - Package Includes Light, LDM 1400, and 4 Meter Cable	\$2400	365 *Call for price UV 365NM HB LED	MC4 + \$0 Monster Cable 4 meter	LDM1400 + \$0 1400MA LED Driver DIN Rail Mount
		470 + \$0 Blue	MC8 + \$40 Monster Cable 8 meter	A + \$85 ALDM Driver
Standard Dimensions		505 + \$0 Cyan	MC15 + \$60 Monster Cable 15 meter	V + \$85 VLDM Driver
Dia 20"		530 + \$0 Green	MC30 + \$195 Monster Cable 30 meter	RV + \$100 RVLDM Driver
CC 62.8"		590 + \$0 Amber	MCHF4 + \$75 Monster High Flex Cable 4 meter	
H 8.725"		630 + \$0 Red	MCHF8 + \$100 Monster High Flex Cable 8 meter	
		850 + \$0 Infrared	MCHF15 + \$200 Monster High Flex Cable 15 meter	
		940 + \$0 Infrared	MCHF30 + \$380 Monster High Flex Cable 30 meter	
		WHI + \$0 White		
		NWH + \$0 Natural White		
		WWH + \$0 Warm White		
DL18.25 18.25" Dome Light LED - Package Includes Light, LDM 2100, and 4 Meter Cable	\$3550	395 * UV 395NM HB LED	MC4 + \$0 Monster Cable 4 meter	LDM2100 + \$0 2100MA LED Driver DIN Rail Mount
		*Call for pricing	MC8 + \$40 Monster Cable 8 meter	A + \$85 ALDM Driver
Standard Dimensions			MC15 + \$60 Monster Cable 15 meter	V + \$85 VLDM Driver
Dia 23.125"			MC30 + \$195 Monster Cable 30 meter	RV + \$100 RVLDM Driver
CC 72.612"			MCHF4 + \$75 Monster High Flex Cable 4 meter	
H 11.225"			MCHF8 + \$100 Monster High Flex Cable 8 meter	
			MCHF15 + \$200 Monster High Flex Cable 15 meter	
			MCHF30 + \$380 Monster High Flex Cable 30 meter	

Monster Dome Lights

Features:



- Quick disconnect
- High Output HB LED's
- DIN Rail mount driver

Spectrum Illumination Monster Series Lights are engineered to provide up to 100,000 hours of trouble free operation.

Warning –

The supplied LDM adapter must be used for both continuous or strobe operations! Do not connect the fixture directly to 24VDC! Operating the fixture without the supplied LDM adapter will result in premature LED failure and will void the warranty

To Order, Specify;	
1 Base Part Number	MDL18.25
Example:	\$3550
2 Specify LED Color	470
	+ \$0
3 Specify Cable Option	MC4
	+ \$0
	A
4 Specify Driver Option	+ \$85

1 Base Part Number	List Price	2 LED Color	3 Cable Type	4 Driver Option
MDL18.25 18.25" Dome Light LED's - Package Includes Light, LDM 2100, and 4 Meter Cable	\$3550	365 *Call for price UV 365NM HB LED	MC4 + \$0 Monster Cable 4 meter	LDM2100 + \$0 2100MA LED Driver DIN Rail Mount
		470 + \$0 Blue	MC8 + \$40 Monster Cable 8 meter	A + \$85 ALDM Driver
Standard Dimensions		505 + \$0 Cyan	MC15 + \$60 Monster Cable 15 meter	V + \$85 VLDM Driver
Dia 23.125"		530 + \$0 Green	MC30 + \$195 Monster Cable 30 meter	RV + \$100 RVLDM Driver
CC 72.612"		590 + \$0 Amber	MCHF4 + \$75 Monster High Flex Cable 4 meter	
H 11.225"		630 + \$0 Red	MCHF8 + \$100 Monster High Flex Cable 8 meter	
		850 + \$0 Infrared	MCHF15 + \$200 Monster High Flex Cable 15 meter	
		940 + \$0 Infrared	MCHF30 + \$380 Monster High Flex Cable 30 meter	
		WHI + \$0 White		
		NWH + \$0 Natural White		
		WWH + \$0 Warm White		
DL29.25 29.25" Dome Light LED's - Package Includes Light, LDM 2800 and 4 Meter Cable	\$5750	395 * UV 395NM HB LED	MC4 + \$0 Monster Cable 4 meter	LDM2800 + \$0 2800MA LED Driver DIN Rail Mount
		*Call for pricing	MC8 + \$40 Monster Cable 8 meter	A + \$85 ALDM Driver
Standard Dimensions			MC15 + \$60 Monster Cable 15 meter	V + \$85 VLDM Driver
Dia 34"			MC30 + \$195 Monster Cable 30 meter	RV + \$100 RVLDM Driver
CC 106.76"			MCHF4 + \$75 Monster High Flex Cable 4 meter	
H 17.125"			MCHF8 + \$100 Monster High Flex Cable 8 meter	
			MCHF15 + \$200 Monster High Flex Cable 15 meter	
			MCHF30 + \$380 Monster High Flex Cable 30 meter	

Monster Dome Lights

Features:


- Quick disconnect
- High Output HB LED's
- DIN Rail mount driver

Spectrum Illumination Monster Series Lights are engineered to provide up to 100,000 hours of trouble free operation.

Warning –

The supplied LDM adapter must be used for both continuous or strobe operations! Do not connect the fixture directly to 24VDC! Operating the fixture without the supplied LDM adapter will result in premature LED failure and will void the warranty

To Order, Specify;	
1 Base Part Number	MDL29.25
Example:	\$5750
2 Specify LED Color	470
	+ \$0
3 Specify Cable Type	MC4
	+ \$0
	A
4 Specify Driver Option	+ \$85

1 Base Part Number	List Price	2 LED Color	3 Cable Type	4 Driver Option
MDL29.25 29.25" Dome Light LED's - Package Includes Light, LDM 2800, and 4 Meter Cable	\$5750	365 *Call for price UV 365NM HB LED	MC4 + \$0 Monster Cable 4 meter	LDM2800 + \$0 2800MA LED Driver DIN Rail Mount
		470 + \$0 Blue	MC8 + \$40 Monster Cable 8 meter	A + \$85 ALDM Driver
Standard Dimensions		505 + \$0 Cyan	MC15 + \$60 Monster Cable 15 meter	V + \$85 VLDM Driver
Dia 34"		530 + \$0 Green	MC30 + \$195 Monster Cable 30 meter	RV + \$100 RVLDM Driver
CC 106.76"		590 + \$0 Amber	MCHF4 + \$75 Monster High Flex Cable 4 meter	
H 17.125"		630 + \$0 Red	MCHF8 + \$100 Monster High Flex Cable 8 meter	
		850 + \$0 Infrared	MCHF15 + \$200 Monster High Flex Cable 15 meter	
		940 + \$0 Infrared	MCHF30 + \$380 Monster High Flex Cable 30 meter	
		WHI + \$0 White		
		NWH + \$0 Natural White		
		WWH + \$0 Warm White		

Linear Lights

Standard Linear Lights	40-42
E-Series	44-47
Monster Series	48-73
X-Series	74

Monster Linear Lights – Known as the bright field type of light. Lighting is aimed directly at an object, often creating distinct shadows. This type of lighting is effective when used to illuminate a large part from longer distances. Other applications include the ability to flood a large area of inspection with light. This light is a popular tool for robotic applications.

Limited Warranty

Every Spectrum Illumination, Inc. product is thoroughly inspected and tested before leaving the factory. Standard products purchased on or after October 1, 2013 (excluding wash down light heads) are warranted to be free of defects in workmanship and materials for a period of SIX YEARS from the original date of purchase. Should a defect develop during this period, return the complete product, freight prepaid, to one of Spectrum Illumination's distributors. The distributor will need to call for an RMA for repair before returning the product to Spectrum Illumination, Inc. Spectrum Illumination, Inc. will inspect the unit, and if a defect is found will, at our option, repair or replace the product without charge. Spectrum Illumination, Inc. disclaims liability for any implied warranties, including implied warranties of "merchantability" and "fitness for a specific purpose."

Wash down light heads and standard products purchased before October 1, 2013 are covered for a period of THREE YEARS from the original date of purchase. Wash down light heads are enclosed in stainless steel enclosures that do not dissipate heat away from the LED's as well as standard products. All requirements for return are stipulated in the previous paragraph.

Spectrum Illumination, Inc. cannot be held responsible for the unauthorized or inappropriate use of our products. Products that include a driver will not be covered under this warranty if the driver was not used. Spectrum Illumination, Inc. will not cover products that have been determined to have run on third party strobe or LED controllers.

NO LIABILITY FOR CONSEQUENTIAL DAMAGES.

In no event shall Spectrum Illumination, Inc. be liable for consequential, special, incidental or indirect damages of any kind arising from the sale or use of products.

Standard Linear Lights


Features:

- Available in 1 color and Infrared (IR)

Spectrum Illumination Standard Series Lights are engineered to provide up to 100,000 hours of trouble free operation.

To Order, Specify;	
① Base Part Number	LA14
Example:	\$475
② Specify LED Color	630 + \$0
③ Specify Diffuser Type	SD + \$0
④ Specify Cable Option	SC4 + \$0

① Base Part Number	List Price	② LED Color	③ Diffuser Type	④ Cable Option
LA14 1" X 4" Linear Light LED - Package Includes Light, and 4 Meter Cable	\$475	630 + \$0 Red 880 + \$0 Infrared 950 + \$0 Infrared	SD + \$0 Standard Diffuser TFD + \$25 Thin Film Diffuser WD + \$25 White Diffuser P + \$25 Polarizer	SC4 + \$0 Standard Cable 4 meter SC8 + \$50 Standard Cable 8 meter SC15 + \$70 Standard Cable 15 meter SC30 + \$110 Standard Cable 30 meter SCHF4 + \$75 Standard High Flex Cable 4 meter SCHF8 + \$100 Standard High Flex Cable 8 meter SCHF15 + \$150 Standard High Flex Cable 15 meter
				
Standard Dimensions				
W 2"				
L 5"				
H 1.125"				

LA18 1"X 8"Linear Light LED - Package Includes Light, and 4 Meter Cable	\$600	630 + \$0 Red 880 + \$0 Infrared	SD + \$0 Standard Diffuser TFD + \$25 Thin Film Diffuser WD + \$25 White Diffuser P + \$25 Polarizer	SC4 + \$0 Standard Cable 4 meter SC8 + \$50 Standard Cable 8 meter SC15 + \$70 Standard Cable 15 meter SC30 + \$110 Standard Cable 30 meter SCHF4 + \$75 Standard High Flex Cable 4 meter SCHF8 + \$100 Standard High Flex Cable 8 meter SCHF15 + \$150 Standard High Flex Cable 15 meter
				
Standard Dimensions				
W 2"				
L 9"				
H 1.125"				


Standard Linear Lights


Features:

- Available in 1 color and Infrared (IR)

Spectrum Illumination Standard Series Lights are engineered to provide up to 100,000 hours of trouble free operation.

To Order, Specify;	
① Base Part Number	LA112
Example:	\$950
② Specify LED Color	630 + \$0
③ Specify Diffuser Type	SD + \$0
④ Specify Cable Option	SC4 + \$0

① Base Part Number	List Price	② LED Color	③ Diffuser Type	④ Cable Option
LA112 1" X 12" Linear Light LED - Package Includes Light, and 4 Meter Cable	\$950	630 + \$0 Red 880 + \$0 Infrared	SD + \$0 Standard Diffuser TFD + \$25 Thin Film Diffuser WD + \$25 White Diffuser P + \$25 Polarizer	SC4 + \$0 Standard Cable 4 meter SC8 + \$50 Standard Cable 8 meter SC15 + \$70 Standard Cable 15 meter SC30 + \$110 Standard Cable 30 meter SCHF4 + \$75 Standard High Flex Cable 4 meter SCHF8 + \$100 Standard High Flex Cable 8 meter SCHF15 + \$150 Standard High Flex Cable 15 meter
				
Standard Dimensions				
W 2"				
L 13"				
H 1.125"				

LA116 1" X 16" Linear Light LED - Package Includes Light, and 4 Meter Cable	\$1200	630 + \$0 Red 880 + \$0 Infrared	SD + \$0 Standard Diffuser TFD + \$25 Thin Film Diffuser WD + \$25 White Diffuser P + \$25 Polarizer	SC4 + \$0 Standard Cable 4 meter SC8 + \$50 Standard Cable 8 meter SC15 + \$70 Standard Cable 15 meter SC30 + \$110 Standard Cable 30 meter SCHF4 + \$75 Standard High Flex Cable 4 meter SCHF8 + \$100 Standard High Flex Cable 8 meter SCHF15 + \$150 Standard High Flex Cable 15 meter
				
Standard Dimensions				
W 2"				
L 17"				
H 1.125"				

Back Lights
Diffused Axial
Dome Lights
Linear Lights
Oxy Lights
Ring Lights
Spot Lights
Tri-Pod Lights
Washdown Lights
Controllers & Cables

Back Lights
Diffused Axial
Dome Lights
Linear Lights
Oxy Lights
Ring Lights
Spot Lights
Tri-Pod Lights
Washdown Lights
Controllers & Cables



Standard Linear Lights

Features:

- Available in 1 color and Infrared (IR)

Spectrum Illumination Standard Series Lights are engineered to provide up to 100,000 hours of trouble free operation.

To Order, Specify;	
① Base Part Number	LA124
Example:	\$1600
② Specify LED Color	630 + \$0
③ Specify Diffuser Type	SD + \$0
④ Specify Cable Option	SC4 + \$0

① Base Part Number	List Price	② LED Color	③ Diffuser Type	④ Cable Option
LA124 1" X 24" Linear Light LED - Package Includes Light, and 4 Meter Cable  Standard Dimensions W 2" L 25" H 1.25"	\$1600	630 + \$0 Red 880 + \$0 Infrared	SD + \$0 Standard Diffuser TFD + \$25 Thin Film Diffuser WD + \$25 White Diffuser P + \$25 Polarizer	SC4 + \$0 Standard Cable 4 meter SC8 + \$50 Standard Cable 8 meter SC15 + \$70 Standard Cable 15 meter SC30 + \$110 Standard Cable 30 meter SCHF4 + \$75 Standard High Flex Cable 4 meter SCHF8 + \$100 Standard High Flex Cable 8 meter SCHF15 + \$150 Standard High Flex Cable 15 meter
LA24 2"X 4" Linear Light LED - Package Includes Light, and 4 Meter Cable  Standard Dimensions W 3" L 5" H 1.125"	\$600	630 + \$0 Red 880 + \$0 Infrared	SD + \$0 Standard Diffuser TFD + \$25 Thin Film Diffuser WD + \$25 White Diffuser P + \$25 Polarizer	SC4 + \$0 Standard Cable 4 meter SC8 + \$50 Standard Cable 8 meter SC15 + \$70 Standard Cable 15 meter SC30 + \$110 Standard Cable 30 meter SCHF4 + \$75 Standard High Flex Cable 4 meter SCHF8 + \$100 Standard High Flex Cable 8 meter SCHF15 + \$150 Standard High Flex Cable 15 meter

This page is intentionally blank

E-Series Linear Lights

Features:

- Internal Driver with burst
- Quick disconnect
- Available in 4 colors (Other colors available upon request)

Spectrum Illumination E-Series Lights are engineered to provide up to 50,000 hours of trouble free operation.

To Order, Specify;		
1 Base Part Number	Example:	
2 Specify LED Color	EL150	470
	\$475	+ \$0

1 Base Part Number	List Price	2 Specify LED Color
EL150 Econ Series 150Mm Bar Light With LED's and 3 Meter Cable	\$475	395 + \$50 UV 395NM HB LEDs 470 + \$0 Blue 530 + \$0 Green 630 + \$0 Red 850 + \$0 Infrared 940 + \$50 Infrared WHI + \$0 White



Standard Dimensions
W 1.506"
L 8.799"
H 1.181"

EL300 Econ Series 300Mm Bar Light With LED's and 3 Meter Cable	\$650	365 + \$200 UV 365NM HB LEDs 395 + \$100 UV 395NM HB LEDs 470 + \$0 Blue 530 + \$0 Green 630 + \$0 Red 850 + \$0 Infrared 940 + \$100 Infrared WHI + \$0 White
--	--------------	---



Standard Dimensions
W 1.506"
L 14.705"
H 1.181"

3 Specify Lens Type	4 Specify Diffuser Option	5 Specify Cable Option
16 + \$0	CC + \$0	EC3 + \$0

3 Specify Lens Type	4 Specify Diffuser Option	5 Specify Cable Option
16 + \$0 LED Optics 16 Frosted 23 + \$0 LED Optics 23 Frosted 39 + \$0 LED Optics 39 Frosted R + \$0 LED Reflector 120 R60 + \$0 LED Reflector 60	CC + \$0 Clear Cover SD + \$15 Standard Diffuser TFD + \$15 Thin Film Diffuser WD + \$15 White Diffuser P + \$25 Polarizer	EC3 + \$0 E-Series Cable 3M EC5 + \$15 E-Series Cable 5M

16 + \$0 LED Optics 16 Frosted 23 + \$0 LED Optics 23 Frosted 39 + \$0 LED Optics 39 Frosted R + \$0 LED Reflector 120 R60 + \$0 LED Reflector 60	CC + \$0 Clear Cover SD + \$25 Standard Diffuser TFD + \$25 Thin Film Diffuser WD + \$25 White Diffuser P + \$50 Polarizer	EC3 + \$0 E-Series Cable 3M EC5 + \$15 E-Series Cable 5M
---	--	---


E-Series Linear Lights

Features:

- Internal Driver with burst
- Quick disconnect
- Available in 4 colors (Other colors available upon request)

Spectrum Illumination E-Series Lights are engineered to provide up to 50,000 hours of trouble free operation.

To Order, Specify;		
1 Base Part Number		
Example:		
2 Specify LED Color	EL2150	470
	\$675	+ \$0

1 Base Part Number	List Price	2 Specify LED Color
EL2150 Econ Series Double Row 150Mm Bar Light LED's and 3 Meter Cable	\$675	395 + \$100 UV 395NM HB LEDs
		470 + \$0 Blue
		530 + \$0 Green
		630 + \$0 Red
		850 + \$0 Infrared
		940 + \$100 Infrared
		WHI + \$0 White
Standard Dimensions		
W 2.362"		
L 8.799"		
H 1.181"		

3 Specify Lens Type	4 Specify Diffuser Option	5 Specify Cable Option
16 + \$0	CC + \$0	EC3 + \$0

3 Specify Lens Type	4 Specify Diffuser Option	5 Specify Cable Option
16 + \$0 LED Optics 16 Frosted	CC + \$0 Clear Cover	EC3 + \$0 E-Series Cable 3M
23 + \$0 LED Optics 23 Frosted	SD + \$25 Standard Diffuser	EC5 + \$15 E-Series Cable 5M
39 + \$0 LED Optics 39 Frosted	TFD + \$25 Thin Film Diffuser	
R + \$0 LED Reflector 120	WD + \$25 White Diffuser	
R60 + \$0 LED Reflector 60	P + \$50 Polarizer	

Monster Series Linear Lights

Features:



- Quick disconnect
- High Output HB LED's
- DIN Rail mount driver

Spectrum Illumination Monster Series Lights are engineered to provide up to 100,000 hours of trouble free operation

Warning –

The supplied LDM adapter must be used for both continuous or strobe operations! Do not connect the fixture directly to 24VDC! Operating the fixture without the supplied LDM adapter will result in premature LED failure and will void the warranty.

To Order, Specify;			
1 Base Part Number			
Example:	MLL12	470	12
	\$430	+ \$0	+ \$0
2 Specify LED Color		3 Specify Lens Type	

1 Base Part Number	List Price	2 Specify LED Color	3 Specify Lens Type
MLL12 2" Linear Light LED's - Package Includes Light, LDM 350/2, and 4 Meter Cable	\$430	365 + \$220 UV 365NM HB LED 395 + \$20 UV 395NM HB LED 470 + \$0 Blue 505 + \$0 Cyan 530 + \$0 Green 630 + \$0 Red 850 + \$0 Infrared 940 + \$0 Infrared WHI + \$0 White NWH + \$0 Natural White WWH + \$0 Warm White	12 + \$0 12 Degree Optics 16 + \$0 LED Optics 16 Frosted 23 + \$0 LED Optics 23 Frosted 30 + \$0 30 Degree Frosted Optics 39 + \$0 LED Optics 39 Frosted 50 + \$0 50 Degree Optics F + \$0 Wide Angle Optics R + \$0 LED Reflector 120 R60 + \$0 LED Reflector 60
 Standard Dimensions W 2" L 3" H 1.125"			
MLL14 4" Linear Light LED's - Package Includes Light, LDM 350/2, and 4 Meter Cable	\$500	365 + \$510 UV 365NM HB LED 395 + \$60 UV 395NM HB LED 470 + \$0 Blue 505 + \$0 Cyan 530 + \$0 Green 630 + \$0 Red 850 + \$0 Infrared 940 + \$0 Infrared WHI + \$0 White NWH + \$0 Natural White WWH + \$0 Warm White	12 + \$0 12 Degree Optics 16 + \$0 LED Optics 16 Frosted 23 + \$0 LED Optics 23 Frosted 30 + \$0 30 Degree Frosted Optics 39 + \$0 LED Optics 39 Frosted 50 + \$0 50 Degree Optics F + \$0 Wide Angle Optics R + \$0 LED Reflector 120 R60 + \$0 LED Reflector 60
 Standard Dimensions W 2" L 5" H 1.125"			

4 Specify Diffuser Option	5 Specify Cable Option	6 Specify Driver Option
SD + \$0	MC4 + \$0	A + \$85

4 Specify Diffuser Option	5 Specify Cable Option	6 Specify Driver Option
SD + \$0 Standard Diffuser CC + \$25 Clear Cover TFD + \$25 Thin Film Diffuser WD + \$25 White Diffuser P + \$25 Polarizer	MC4 + \$0 Monster Cable 4 meter MC8 + \$40 Monster Cable 8 meter MC15 + \$60 Monster Cable 15 meter MC30 + \$195 Monster Cable 30 meter MCHF4 + \$75 Monster High Flex Cable 4 meter MCHF8 + \$100 Monster High Flex Cable 8 meter MCHF15 + \$200 Monster High Flex Cable 15 meter MCHF30 + \$380 Monster High Flex Cable 30 meter	LDM350/2 + \$0 350 MA 2-4 LEDS Driver DIN Rail Mount A + \$85 ALDM Driver V + \$85 VLDM Driver RV + \$100 RVLDM Driver
SD + \$0 Standard Diffuser CC + \$25 Clear Cover TFD + \$25 Thin Film Diffuser WD + \$25 White Diffuser P + \$25 Polarizer	MC4 + \$0 Monster Cable 4 meter MC8 + \$40 Monster Cable 8 meter MC15 + \$60 Monster Cable 15 meter MC30 + \$195 Monster Cable 30 meter MCHF4 + \$75 Monster High Flex Cable 4 meter MCHF8 + \$100 Monster High Flex Cable 8 meter MCHF15 + \$200 Monster High Flex Cable 15 meter MCHF30 + \$380 Monster High Flex Cable 30 meter	LDM350/2 + \$0 350 MA 2-4 LEDS Driver DIN Rail Mount A + \$85 ALDM Driver V + \$85 VLDM Driver RV + \$100 RVLDM Driver

Monster Series Linear Lights

Features:



- Quick disconnect
- High Output HB LED's
- DIN Rail mount driver

Spectrum Illumination Monster Series Lights are engineered to provide up to 100,000 hours of trouble free operation

Warning –

The supplied LDM adapter must be used for both continuous or strobe operations! Do not connect the fixture directly to 24VDC! Operating the fixture without the supplied LDM adapter will result in premature LED failure and will void the warranty.

To Order, Specify;			
1 Base Part Number			
Example:	LL16	395	12
	\$525	+ \$0	+ \$0
2 Specify LED Color		3 Specify Lens Type	

1 Base Part Number	List Price	2 Specify LED Color	3 Specify Lens Type
LL16 6" Linear Light LED - Package Includes Light, LDM 350/3, and 4 Meter Cable	\$525	395 + \$0 UV 395NM HB LED	12 + \$0 12 Degree Optics 16 + \$0 LED Optics 16 Frosted 23 + \$0 LED Optics 23 Frosted 30 + \$0 30 Degree Frosted Optics 39 + \$0 LED Optics 39 Frosted 50 + \$0 50 Degree Optics F + \$0 Wide Angle Optics R + \$0 LED Reflector 120 R60 + \$0 LED Reflector 60
 Standard Dimensions W 2.25" L 6.625" H 1.125"			
MLL16 6" Linear Light LED's - Package Includes Light, LDM 350/3 (LDM 350/2 For Ir), and 4 Meter Cable	\$525	365 + \$675 UV 365NM HB LED 470 + \$0 Blue 505 + \$0 Cyan 530 + \$0 Green 590 + \$0 Amber 630 + \$0 Red 850 + \$0 Infrared 940 + \$0 Infrared WHI + \$0 White NWH + \$0 Natural White WWH + \$0 Warm White	12 + \$0 12 Degree Optics 16 + \$0 LED Optics 16 Frosted 23 + \$0 LED Optics 23 Frosted 30 + \$0 30 Degree Frosted Optics 39 + \$0 LED Optics 39 Frosted 50 + \$0 50 Degree Optics F + \$0 Wide Angle Optics R + \$0 LED Reflector 120 R60 + \$0 LED Reflector 60
 Standard Dimensions W 2.25" L 6.25" H 1.125"			

4 Specify Diffuser Option	5 Specify Cable Option	6 Specify Driver Option
SD + \$0	MC4 + \$0	A + \$85

4 Specify Diffuser Option	5 Specify Cable Option	6 Specify Driver Option
SD + \$0 Standard Diffuser CC + \$25 Clear Cover TFD + \$25 Thin Film Diffuser WD + \$25 White Diffuser P + \$25 Polarizer	MC4 + \$0 Monster Cable 4 meter MC8 + \$40 Monster Cable 8 meter MC15 + \$60 Monster Cable 15 meter MC30 + \$195 Monster Cable 30 meter MCHF4 + \$75 Monster High Flex Cable 4 meter MCHF8 + \$100 Monster High Flex Cable 8 meter MCHF15 + \$200 Monster High Flex Cable 15 meter MCHF30 + \$380 Monster High Flex Cable 30 meter	LDM350/3 + \$0 350 MA 5-6 LEDS Driver DIN Rail Mount A + \$85 ALDM Driver V + \$85 VLDM Driver RV + \$100 RVLDM Driver

SD + \$0 Standard Diffuser CC + \$25 Clear Cover TFD + \$25 Thin Film Diffuser WD + \$25 White Diffuser P + \$25 Polarizer	MC4 + \$0 Monster Cable 4 meter MC8 + \$40 Monster Cable 8 meter MC15 + \$60 Monster Cable 15 meter MC30 + \$195 Monster Cable 30 meter MCHF4 + \$75 Monster High Flex Cable 4 meter MCHF8 + \$100 Monster High Flex Cable 8 meter MCHF15 + \$200 Monster High Flex Cable 15 meter MCHF30 + \$380 Monster High Flex Cable 30 meter	LDM350/3 + \$0 350 MA 5-6 LEDS Driver DIN Rail Mount A + \$85 ALDM Driver V + \$85 VLDM Driver RV + \$100 RVLDM Driver
--	---	---

Monster Series Linear Lights

Features:

- Quick disconnect
- High Output HB LED's
- DIN Rail mount driver

Spectrum Illumination Monster Series Lights are engineered to provide up to 100,000 hours of trouble free operation

Warning –

The supplied LDM adapter must be used for both continuous or strobe operations! Do not connect the fixture directly to 24VDC! Operating the fixture without the supplied LDM adapter will result in premature LED failure and will void the warranty.

To Order, Specify;

1 Base Part Number	Example:	LL111.5	395	12
		\$1000	+ \$0	+ \$0
2 Specify LED Color			3 Specify Lens Type	

1 Base Part Number	List Price	2 Specify LED Color	3 Specify Lens Type
LL111.5 11.5" Linear Light LED - Package Includes Light, LDM 700, and 4 Meter Cable	\$1000	395 + \$0 UV 395NM HB LED 940 + \$0 Infrared	12 + \$0 12 Degree Optics 16 + \$0 LED Optics 16 Frosted 23 + \$0 LED Optics 23 Frosted 30 + \$0 30 Degree Frosted Optics 39 + \$0 LED Optics 39 Frosted 50 + \$0 50 Degree Optics F + \$0 Wide Angle Optics R + \$0 LED Reflector 120 R60 + \$0 LED Reflector 60



Standard Dimensions
W 2.25"
L 12.25"
H 1.125"

MLL111.5 11.5" Linear Light LED's - Package Includes Light, LDM 700, and 4 Meter Cable	\$1000	365 + \$1350 UV 365NM HB LED 470 + \$0 Blue 505 + \$0 Cyan 530 + \$0 Green 590 + \$0 Amber 630 + \$0 Red 850 + \$0 Infrared WHI + \$0 White NWH + \$0 Natural White WWH + \$0 Warm White	12 + \$0 12 Degree Optics 16 + \$0 LED Optics 16 Frosted 23 + \$0 LED Optics 23 Frosted 30 + \$0 30 Degree Frosted Optics 39 + \$0 LED Optics 39 Frosted 50 + \$0 50 Degree Optics F + \$0 Wide Angle Optics R + \$0 LED Reflector 120 R60 + \$0 LED Reflector 60
--	---------------	---	---



Standard Dimensions
W 2.5"
L 12.5"
H 1.125"

4 Specify Diffuser Option	5 Specify Cable Option	6 Specify Driver Option
SD + \$0	MC4 + \$0	A + \$85

4 Specify Diffuser Option	5 Specify Cable Option	6 Specify Driver Option
SD + \$0 Standard Diffuser CC + \$25 Clear Cover TFD + \$25 Thin Film Diffuser WD + \$25 White Diffuser P + \$50 Polarizer	MC4 + \$0 Monster Cable 4 meter MC8 + \$40 Monster Cable 8 meter MC15 + \$60 Monster Cable 15 meter MC30 + \$195 Monster Cable 30 meter MCHF4 + \$75 Monster High Flex Cable 4 meter MCHF8 + \$100 Monster High Flex Cable 8 meter MCHF15 + \$200 Monster High Flex Cable 15 meter MCHF30 + \$380 Monster High Flex Cable 30 meter	LDM700 + \$0 700 MA LEDS Driver DIN Rail Mount A + \$85 ALDM Driver V + \$85 VLDM Driver RV + \$100 RVLDM Driver

SD + \$0 Standard Diffuser CC + \$25 Clear Cover TFD + \$25 Thin Film Diffuser WD + \$25 White Diffuser P + \$50 Polarizer	MC4 + \$0 Monster Cable 4 meter MC8 + \$40 Monster Cable 8 meter MC15 + \$60 Monster Cable 15 meter MC30 + \$195 Monster Cable 30 meter MCHF4 + \$75 Monster High Flex Cable 4 meter MCHF8 + \$100 Monster High Flex Cable 8 meter MCHF15 + \$200 Monster High Flex Cable 15 meter MCHF30 + \$380 Monster High Flex Cable 30 meter	LDM700 + \$0 700 MA LEDS Driver DIN Rail Mount A + \$85 ALDM Driver V + \$85 VLDM Driver RV + \$100 RVLDM Driver
--	---	---

Monster Series Linear Lights

Features:



- Quick disconnect
- High Output HB LED's
- DIN Rail mount driver

Spectrum Illumination Monster Series Lights are engineered to provide up to 100,000 hours of trouble free operation

Warning –

The supplied LDM adapter must be used for both continuous or strobe operations! Do not connect the fixture directly to 24VDC! Operating the fixture without the supplied LDM adapter will result in premature LED failure and will void the warranty.

To Order, Specify;			
1 Base Part Number	Example:		
	LL117.25	940	12
	\$1250	+ \$0	+ \$0
2 Specify LED Color	3 Specify Lens Type		

1 Base Part Number	List Price	2 Specify LED Color	3 Specify Lens Type
LL117.25 17.25" Linear Light LED's - Package Includes Light, LDM 1050, and 4 Meter Cable 	\$1250	395 * UV 395NM HB LED 940 + \$0 Infrared *Call for Pricing	12 + \$0 12 Degree Optics 16 + \$0 LED Optics 16 Frosted 23 + \$0 LED Optics 23 Frosted 30 + \$0 30 Degree Frosted Optics 39 + \$0 LED Optics 39 Frosted 50 + \$0 50 Degree Optics F + \$0 Wide Angle Optics R + \$0 LED Reflector 120 R60 + \$0 LED Reflector 60
MLL117.25 11.5" Linear Light LED's - Package Includes Light, LDM 1050, and 4 Meter Cable 	\$1250	365 + \$2025 UV 365NM HB LED 470 + \$0 Blue 505 + \$0 Cyan 530 + \$0 Green 590 + \$0 Amber 630 + \$0 Red 850 + \$0 Infrared WHI + \$0 White NWH + \$0 Natural White WWH + \$0 Warm White	12 + \$0 12 Degree Optics 16 + \$0 LED Optics 16 Frosted 23 + \$0 LED Optics 23 Frosted 30 + \$0 30 Degree Frosted Optics 39 + \$0 LED Optics 39 Frosted 50 + \$0 50 Degree Optics F + \$0 Wide Angle Optics R + \$0 LED Reflector 120 R60 + \$0 LED Reflector 60

4 Specify Diffuser Option	5 Specify Cable Option	6 Specify Driver Option
SD + \$0	MC4 + \$0	A + \$85

4 Specify Diffuser Option	5 Specify Cable Option	6 Specify Driver Option
SD + \$0 Standard Diffuser CC + \$25 Clear Cover TFD + \$25 Thin Film Diffuser WD + \$25 White Diffuser P + \$50 Polarizer	MC4 + \$0 Monster Cable 4 meter MC8 + \$40 Monster Cable 8 meter MC15 + \$60 Monster Cable 15 meter MC30 + \$195 Monster Cable 30 meter MCHF4 + \$75 Monster High Flex Cable 4 meter MCHF8 + \$100 Monster High Flex Cable 8 meter MCHF15 + \$200 Monster High Flex Cable 15 meter MCHF30 + \$380 Monster High Flex Cable 30 meter	LDM1050 + \$0 1050 MA LED Driver DIN rail mount A + \$85 ALDM Driver V + \$85 VLDM Driver RV + \$100 RVLDM Driver

Monster Series Linear Lights

Features:

- Quick disconnect
- High Output HB LED's
- DIN Rail mount driver

Spectrum Illumination Monster Series Lights are engineered to provide up to 100,000 hours of trouble free operation

Warning –

The supplied LDM adapter must be used for both continuous or strobe operations! Do not connect the fixture directly to 24VDC! Operating the fixture without the supplied LDM adapter will result in premature LED failure and will void the warranty.

To Order, Specify;

1 Base Part Number


Example:


LL123	395	12
\$1600	+ \$0	+ \$0

2 Specify LED Color

3 Specify Lens Type

1 Base Part Number	List Price	2 Specify LED Color	3 Specify Lens Type
--------------------	------------	---------------------	---------------------

LL123 23" Linear Light LED - Package Includes Light,LDM 1400, and 4 Meter Cable  Standard Dimensions W 2.5" L 24" H 1.25"	\$1600	395 + \$0 UV 395NM HB LED	12 + \$0 12 Degree Optics 16 + \$0 LED Optics 16 Frosted 23 + \$0 LED Optics 23 Frosted 30 + \$0 30 Degree Frosted Optics 39 + \$0 LED Optics 39 Frosted 50 + \$0 50 Degree Optics F + \$0 Wide Angle Optics R + \$0 LED Reflector 120 R60 + \$0 LED Reflector 60
---	---------------	-------------------------------------	---

MLL123 23" Linear Light LED's - Package Includes Light, LDM 1400, and 4 Meter Cable  Standard Dimensions W 2.5" L 24" H 1.25"	\$1600	365 + \$2700 UV 365NM HB LED 470 + \$0 Blue 505 + \$0 Cyan 530 + \$0 Green 590 + \$0 Amber 630 + \$0 Red 850 + \$0 Infrared WHI + \$0 White NWH + \$0 Natural White WWH + \$0 Warm White	12 + \$0 12 Degree Optics 16 + \$0 LED Optics 16 Frosted 23 + \$0 LED Optics 23 Frosted 30 + \$0 30 Degree Frosted Optics 39 + \$0 LED Optics 39 Frosted 50 + \$0 50 Degree Optics F + \$0 Wide Angle Optics R + \$0 LED Reflector 120 R60 + \$0 LED Reflector 60
--	---------------	---	---

4 Specify Diffuser Option

5 Specify Cable Option

6 Specify Driver Option

SD
+ \$0

MC4
+ \$0

A
+ \$85

4 Specify Diffuser Option	5 Specify Cable Option	6 Specify Driver Option
---------------------------	------------------------	-------------------------

SD + \$0 Standard Diffuser CC + \$50 Clear Cover TFD + \$50 Thin Film Diffuser WD + \$50 White Diffuser P + \$75 Polarizer	MC4 + \$0 Monster Cable 4 meter MC8 + \$40 Monster Cable 8 meter MC15 + \$60 Monster Cable 15 meter MC30 + \$195 Monster Cable 30 meter MCHF4 + \$75 Monster High Flex Cable 4 meter MCHF8 + \$100 Monster High Flex Cable 8 meter MCHF15 + \$200 Monster High Flex Cable 15 meter MCHF30 + \$380 Monster High Flex Cable 30 meter	LDM1400 + \$0 1400 MA LED Driver DIN rail mount A + \$85 ALDM Driver V + \$85 VLDM Driver RV + \$100 RVLDM Driver
--	---	--

SD + \$0 Standard Diffuser CC + \$50 Clear Cover TFD + \$50 Thin Film Diffuser WD + \$50 White Diffuser P + \$75 Polarizer	MC4 + \$0 Monster Cable 4 meter MC8 + \$40 Monster Cable 8 meter MC15 + \$60 Monster Cable 15 meter MC30 + \$195 Monster Cable 30 meter MCHF4 + \$75 Monster High Flex Cable 4 meter MCHF8 + \$100 Monster High Flex Cable 8 meter MCHF15 + \$200 Monster High Flex Cable 15 meter MCHF30 + \$380 Monster High Flex Cable 30 meter	LDM1400 + \$0 1400 MA LED Driver DIN rail mount A + \$85 ALDM Driver V + \$85 VLDM Driver RV + \$100 RVLDM Driver
--	---	--

Monster Series Linear Lights

Features:

- Quick disconnect
- High Output HB LED's
- DIN Rail mount driver

Spectrum Illumination Monster Series Lights are engineered to provide up to 100,000 hours of trouble free operation

Warning –

The supplied LDM adapter must be used for both continuous or strobe operations! Do not connect the fixture directly to 24VDC! Operating the fixture without the supplied LDM adapter will result in premature LED failure and will void the warranty.

To Order, Specify;

1 Base Part Number

Example:

LL128.75	395	12
\$1950	+ \$0	+ \$0

2 Specify LED Color

3 Specify Lens Type

1 Base Part Number	List Price	2 Specify LED Color	3 Specify Lens Type
--------------------	------------	---------------------	---------------------

LL128.75

\$1950

395 + \$0
UV 395NM HB LED

- 12 + \$0
12 Degree Optics
- 16 + \$0
LED Optics 16 Frosted
- 23 + \$0
LED Optics 23 Frosted
- 30 + \$0
30 Degree Frosted Optics
- 39 + \$0
LED Optics 39 Frosted
- 50 + \$0
50 Degree Optics
- F + \$0
Wide Angle Optics
- R + \$0
LED Reflector 120
- R60 + \$0
LED Reflector 60

28.75" Linear Light LED
- Package Includes Light,
LDM 1750, and 4 Meter
Cable



Standard Dimensions

W 2.5"
L 29.75"
H 1.25"

MLL128.75

\$1950

470 + \$0
Blue

505 + \$0
Cyan

530 + \$0
Green

590 + \$0
Amber

630 + \$0
Red

850 + \$0
Infrared

940 + \$0
Infrared

WHI + \$0
White

NWH + \$0
Natural White

WWH + \$0
Warm White

- 12 + \$0
12 Degree Optics
- 16 + \$0
LED Optics 16 Frosted
- 23 + \$0
LED Optics 23 Frosted
- 30 + \$0
30 Degree Frosted Optics
- 39 + \$0
LED Optics 39 Frosted
- 50 + \$0
50 Degree Optics
- F + \$0
Wide Angle Optics
- R + \$0
LED Reflector 120
- R60 + \$0
LED Reflector 60

28.75" Linear Light LED's
- Package Includes Light,
LDM 1750, and 4 Meter
Cable



Standard Dimensions

W 2.5"
L 29.75"
H 1.25"

4 Specify Diffuser Option

SD
+ \$0

5 Specify Cable Option

MC4
+ \$0

6 Specify Driver Option

A
+ \$85

4 Specify Diffuser Option

- SD + \$0
Standard Diffuser
- CC + \$50
Clear Cover
- TFD + \$50
Thin Film Diffuser
- WD + \$50
White Diffuser
- P + \$100
Polarizer

5 Specify Cable Option

- MC4 + \$0
Monster Cable 4 meter
- MC8 + \$40
Monster Cable 8 meter
- MC15 + \$60
Monster Cable 15 meter
- MC30 + \$195
Monster Cable 30 meter
- MCHF4 + \$75
Monster High Flex Cable 4 meter
- MCHF8 + \$100
Monster High Flex Cable 8 meter
- MCHF15 + \$200
Monster High Flex Cable 15 meter
- MCHF30 + \$380
Monster High Flex Cable 30 meter

6 Specify Driver Option

- LDM1750 + \$0
1750 MA LED Driver DIN rail mount
- A + \$85
ALDM Driver
- V + \$85
VLDM Driver
- RV + \$100
RVLDM Driver

- SD + \$0
Standard Diffuser
- CC + \$50
Clear Cover
- TFD + \$50
Thin Film Diffuser
- WD + \$50
White Diffuser
- P + \$100
Polarizer

- MC4 + \$0
Monster Cable 4 meter
- MC8 + \$40
Monster Cable 8 meter
- MC15 + \$60
Monster Cable 15 meter
- MC30 + \$195
Monster Cable 30 meter
- MCHF4 + \$75
Monster High Flex Cable 4 meter
- MCHF8 + \$100
Monster High Flex Cable 8 meter
- MCHF15 + \$200
Monster High Flex Cable 15 meter
- MCHF30 + \$380
Monster High Flex Cable 30 meter

- LDM1750 + \$0
1750 MA LED Driver DIN rail mount
- A + \$85
ALDM Driver
- V + \$85
VLDM Driver
- RV + \$100
RVLDM Driver

Monster Series Linear Lights

Features:



- Quick disconnect
- High Output HB LED's
- DIN Rail mount driver

Spectrum Illumination Monster Series Lights are engineered to provide up to 100,000 hours of trouble free operation

Warning –

The supplied LDM adapter must be used for both continuous or strobe operations! Do not connect the fixture directly to 24VDC! Operating the fixture without the supplied LDM adapter will result in premature LED failure and will void the warranty.

To Order, Specify;			
1 Base Part Number			
Example:	LL134.5	395	12
	\$2250	+ \$0	+ \$0
2 Specify LED Color		3 Specify Lens Type	

1 Base Part Number	List Price	2 Specify LED Color	3 Specify Lens Type
LL134.5 34.5" Linear Light UV LED - Package Includes Light, LDM 2100, and 4 Meter Cable	\$2250	395 + \$0 UV 395NM HB LED	12 + \$0 12 Degree Optics 16 + \$0 LED Optics 16 Frosted 23 + \$0 LED Optics 23 Frosted 30 + \$0 30 Degree Frosted Optics 39 + \$0 LED Optics 39 Frosted 50 + \$0 50 Degree Optics F + \$0 Wide Angle Optics R + \$0 LED Reflector 120 R60 + \$0 LED Reflector 60
 Standard Dimensions W 2.5" L 35.5" H 1.25"			
MLL134.5 34.5" Linear Light LED's - Package Includes Light, LDM 2100, and 4 Meter Cable	\$2250	365 + \$4050 UV 365NM HB LED 470 + \$0 Blue 505 + \$0 Cyan 530 + \$0 Green 590 + \$0 Amber 630 + \$0 Red 850 + \$0 Infrared WHI + \$0 White NWH + \$0 Natural White WWH + \$0 Warm White	12 + \$0 12 Degree Optics 16 + \$0 LED Optics 16 Frosted 23 + \$0 LED Optics 23 Frosted 30 + \$0 30 Degree Frosted Optics 39 + \$0 LED Optics 39 Frosted 50 + \$0 50 Degree Optics F + \$0 Wide Angle Optics R + \$0 LED Reflector 120 R60 + \$0 LED Reflector 60
 Standard Dimensions W 2.5" L 35.5" H 1.25"			

4 Specify Diffuser Option	5 Specify Cable Option	6 Specify Driver Option
SD + \$0	MC4 + \$0	A + \$85

4 Specify Diffuser Option	5 Specify Cable Option	6 Specify Driver Option
SD + \$0 Standard Diffuser CC + \$50 Clear Cover TFD + \$50 Thin Film Diffuser WD + \$50 White Diffuser P + \$100 Polarizer	MC4 + \$0 Monster Cable 4 meter MC8 + \$40 Monster Cable 8 meter MC15 + \$60 Monster Cable 15 meter MC30 + \$195 Monster Cable 30 meter MCHF4 + \$75 Monster High Flex Cable 4 meter MCHF8 + \$100 Monster High Flex Cable 8 meter MCHF15 + \$200 Monster High Flex Cable 15 meter MCHF30 + \$380 Monster High Flex Cable 30 meter	LDM2100 + \$0 2100 MA LED Driver DIN rail mount A + \$85 ALDM Driver V + \$85 VLDM Driver RV + \$100 RVLDM Driver
SD + \$0 Standard Diffuser CC + \$50 Clear Cover TFD + \$50 Thin Film Diffuser WD + \$50 White Diffuser P + \$100 Polarizer	MC4 + \$0 Monster Cable 4 meter MC8 + \$40 Monster Cable 8 meter MC15 + \$60 Monster Cable 15 meter MC30 + \$195 Monster Cable 30 meter MCHF4 + \$75 Monster High Flex Cable 4 meter MCHF8 + \$100 Monster High Flex Cable 8 meter MCHF15 + \$200 Monster High Flex Cable 15 meter MCHF30 + \$380 Monster High Flex Cable 30 meter	LDM2100 + \$0 2100 MA LED Driver DIN rail mount A + \$85 ALDM Driver V + \$85 VLDM Driver RV + \$100 RVLDM Driver

Monster Series Linear Lights

Features:



- Quick disconnect
- High Output HB LED's
- DIN Rail mount driver

Spectrum Illumination Monster Series Lights are engineered to provide up to 100,000 hours of trouble free operation

Warning –

The supplied LDM adapter must be used for both continuous or strobe operations! Do not connect the fixture directly to 24VDC! Operating the fixture without the supplied LDM adapter will result in premature LED failure and will void the warranty.

To Order, Specify;			
1 Base Part Number			
Example:	LL146	395	12
	\$3150	+ \$0	+ \$0
2 Specify LED Color		3 Specify Lens Type	

1 Base Part Number	List Price	2 Specify LED Color	3 Specify Lens Type
LL146 46" Linear Light LED - Package Includes Light, LDM 2800, and 4 Meter Cable	\$3150	395 + \$0 UV 395NM HB LED	12 + \$0 12 Degree Optics 16 + \$0 LED Optics 16 Frosted 23 + \$0 LED Optics 23 Frosted 30 + \$0 30 Degree Frosted Optics 39 + \$0 LED Optics 39 Frosted 50 + \$0 50 Degree Optics F + \$0 Wide Angle Optics R + \$0 LED Reflector 120 R60 + \$0 LED Reflector 60
			
Standard Dimensions			
W 3.8"			
L 49.25"			
H 3.5"			
MLL146 46" Linear Light LED's - Package Includes Light, LDM 2800, and 4 Meter Cable	\$3150	365 + \$5900 UV 365NM HB LED 470 + \$0 Blue 505 + \$0 Cyan 530 + \$0 Green 590 + \$0 Amber 630 + \$0 Red 850 + \$0 Infrared WHI + \$0 White NWH + \$0 Natural White WWH + \$0 Warm White	12 + \$0 12 Degree Optics 16 + \$0 LED Optics 16 Frosted 23 + \$0 LED Optics 23 Frosted 30 + \$0 30 Degree Frosted Optics 39 + \$0 LED Optics 39 Frosted 50 + \$0 50 Degree Optics F + \$0 Wide Angle Optics R + \$0 LED Reflector 120 R60 + \$0 LED Reflector 60
			
Standard Dimensions			
W 3.8"			
L 49.25"			
H 3.5"			

4 Specify Diffuser Option	5 Specify Cable Option	6 Specify Driver Option
SD + \$0	MC4 + \$0	A + \$85

4 Specify Diffuser Option	5 Specify Cable Option	6 Specify Driver Option
SD + \$0 Standard Diffuser CC + \$75 Clear Cover TFD + \$75 Thin Film Diffuser WD + \$75 White Diffuser P + \$125 Polarizer	MC4 + \$0 Monster Cable 4 meter MC8 + \$40 Monster Cable 8 meter MC15 + \$60 Monster Cable 15 meter MC30 + \$195 Monster Cable 30 meter MCHF4 + \$75 Monster High Flex Cable 4 meter MCHF8 + \$100 Monster High Flex Cable 8 meter MCHF15 + \$200 Monster High Flex Cable 15 meter MCHF30 + \$380 Monster High Flex Cable 30 meter	LDM2800 + \$0 2800 MA LED Driver DIN rail mount A + \$85 ALDM Driver V + \$85 VLDM Driver RV + \$100 RVLDM Driver
SD + \$0 Standard Diffuser CC + \$75 Clear Cover TFD + \$75 Thin Film Diffuser WD + \$75 White Diffuser P + \$125 Polarizer	MC4 + \$0 Monster Cable 4 meter MC8 + \$40 Monster Cable 8 meter MC15 + \$60 Monster Cable 15 meter MC30 + \$195 Monster Cable 30 meter MCHF4 + \$75 Monster High Flex Cable 4 meter MCHF8 + \$100 Monster High Flex Cable 8 meter MCHF15 + \$200 Monster High Flex Cable 15 meter MCHF30 + \$380 Monster High Flex Cable 30 meter	LDM2800 + \$0 2800 MA LED Driver DIN rail mount A + \$85 ALDM Driver V + \$85 VLDM Driver RV + \$100 RVLDM Driver

Monster Series Linear Lights

Features:



- Quick disconnect
- High Output HB LED's
- DIN Rail mount driver

Spectrum Illumination Monster Series Lights are engineered to provide up to 100,000 hours of trouble free operation

Warning –

The supplied LDM adapter must be used for both continuous or strobe operations! Do not connect the fixture directly to 24VDC! Operating the fixture without the supplied LDM adapter will result in premature LED failure and will void the warranty.

To Order, Specify;			
1 Base Part Number			
Example:	LL157.5	395	12
	\$4250	+ \$0	+ \$0
2 Specify LED Color		3 Specify Lens Type	

1 Base Part Number	List Price	2 Specify LED Color	3 Specify Lens Type
LL157.5 57.5" Linear Light 395Nm Uv LED - Package Includes Light, LDM 3500, and 4 Meter Cable	\$4250	395 + \$0 UV 395NM HB LED	12 + \$0 12 Degree Optics 16 + \$0 LED Optics 16 Frosted 23 + \$0 LED Optics 23 Frosted 30 + \$0 30 Degree Frosted Optics 39 + \$0 LED Optics 39 Frosted 50 + \$0 50 Degree Optics F + \$0 Wide Angle Optics R + \$0 LED Reflector 120 R60 + \$0 LED Reflector 60
 Standard Dimensions W 3.8" L 60.75" H 3.5"			
MLL157.5 57.5" Linear Light LED's - Package Includes Light, LDM 3500, and 4 Meter Cable	\$4250	365 + \$7350 UV 365NM HB LED 470 + \$0 Blue 505 + \$0 Cyan 530 + \$0 Green 590 + \$0 Amber 630 + \$0 Red 850 + \$0 Infrared WHI + \$0 White NWH + \$0 Natural White WWH + \$0 Warm White	12 + \$0 12 Degree Optics 16 + \$0 LED Optics 16 Frosted 23 + \$0 LED Optics 23 Frosted 30 + \$0 30 Degree Frosted Optics 39 + \$0 LED Optics 39 Frosted 50 + \$0 50 Degree Optics F + \$0 Wide Angle Optics R + \$0 LED Reflector 120 R60 + \$0 LED Reflector 60
 Standard Dimensions W 3.8" L 60.75" H 3.5"			

4 Specify Diffuser Option	5 Specify Cable Option	6 Specify Driver Option
SD + \$0	MC4 + \$0	A + \$85

4 Specify Diffuser Option	5 Specify Cable Option	6 Specify Driver Option
SD + \$0 Standard Diffuser CC + \$100 Clear Cover TFD + \$100 Thin Film Diffuser WD + \$100 White Diffuser P + \$150 Polarizer	MC4 + \$0 Monster Cable 4 meter MC8 + \$40 Monster Cable 8 meter MC15 + \$60 Monster Cable 15 meter MC30 + \$195 Monster Cable 30 meter MCHF4 + \$75 Monster High Flex Cable 4 meter MCHF8 + \$100 Monster High Flex Cable 8 meter MCHF15 + \$200 Monster High Flex Cable 15 meter MCHF30 + \$380 Monster High Flex Cable 30 meter	LDM3500 + \$0 3500 MA LED Driver DIN rail mount A + \$85 ALDM Driver V + \$85 VLDM Driver RV + \$100 RVLDM Driver
SD + \$0 Standard Diffuser CC + \$100 Clear Cover TFD + \$100 Thin Film Diffuser WD + \$100 White Diffuser P + \$150 Polarizer	MC4 + \$0 Monster Cable 4 meter MC8 + \$40 Monster Cable 8 meter MC15 + \$60 Monster Cable 15 meter MC30 + \$195 Monster Cable 30 meter MCHF4 + \$75 Monster High Flex Cable 4 meter MCHF8 + \$100 Monster High Flex Cable 8 meter MCHF15 + \$200 Monster High Flex Cable 15 meter MCHF30 + \$380 Monster High Flex Cable 30 meter	LDM3500 + \$0 3500 MA LED Driver DIN rail mount A + \$85 ALDM Driver V + \$85 VLDM Driver RV + \$100 RVLDM Driver

Monster Series Linear Lights

Features:



- Quick disconnect
- High Output HB LED's
- DIN Rail mount driver

Spectrum Illumination Monster Series Lights are engineered to provide up to 100,000 hours of trouble free operation

Warning –

The supplied LDM adapter must be used for both continuous or strobe operations! Do not connect the fixture directly to 24VDC! Operating the fixture without the supplied LDM adapter will result in premature LED failure and will void the warranty.

To Order, Specify;			
1 Base Part Number			
Example:	MLL169	470	12
	\$5350	+ \$0	+ \$0
2 Specify LED Color		3 Specify Lens Type	

1 Base Part Number	List Price	2 Specify LED Color	3 Specify Lens Type
LL169 69" Linear Light LED - Package Includes Light, LDM 4200, and 4 Meter Cable	\$5350	395 * UV 395NM HB LED *Call for pricing	12 + \$0 12 Degree Optics 16 + \$0 LED Optics 16 Frosted 23 + \$0 LED Optics 23 Frosted 30 + \$0 30 Degree Frosted Optics 39 + \$0 LED Optics 39 Frosted 50 + \$0 50 Degree Optics F + \$0 Wide Angle Optics R + \$0 LED Reflector 120 R60 + \$0 LED Reflector 60
			
Standard Dimensions W 3.8" L 72.25" H 3.5"			
MLL169 69" Linear Light LED's - Package Includes Light, LDM 4200, and 4 Meter Cable	\$5350	365 *Call for price UV 365NM HB LED 470 + \$0 Blue 505 + \$0 Cyan 530 + \$0 Green 590 + \$0 Amber 630 + \$0 Red 850 + \$0 Infrared 940 + \$0 Infrared WHI + \$0 White NWH + \$0 Natural White WWH + \$0 Warm White	12 + \$0 12 Degree Optics 16 + \$0 LED Optics 16 Frosted 23 + \$0 LED Optics 23 Frosted 30 + \$0 30 Degree Frosted Optics 39 + \$0 LED Optics 39 Frosted 50 + \$0 50 Degree Optics F + \$0 Wide Angle Optics R + \$0 LED Reflector 120 R60 + \$0 LED Reflector 60
			
Standard Dimensions W 3.8" L 72.25" H 3.5"			

4 Specify Diffuser Option	5 Specify Cable Option	6 Specify Driver Option
SD + \$0	MC4 + \$0	A + \$85

4 Specify Diffuser Option	5 Specify Cable Option	6 Specify Driver Option
SD + \$0 Standard Diffuser CC + \$125 Clear Cover WD + \$125 White Diffuser	MC4 + \$0 Monster Cable 4 meter MC8 + \$40 Monster Cable 8 meter MC15 + \$60 Monster Cable 15 meter MC30 + \$195 Monster Cable 30 meter MCHF4 + \$75 Monster High Flex Cable 4 meter MCHF8 + \$100 Monster High Flex Cable 8 meter MCHF15 + \$200 Monster High Flex Cable 15 meter MCHF30 + \$380 Monster High Flex Cable 30 meter	LDM4200 + \$0 4200 MA LED Driver DIN rail mount A + \$85 ALDM Driver V + \$85 VLDM Driver RV + \$100 RVLDM Driver

SD + \$0 Standard Diffuser CC + \$125 Clear Cover WD + \$125 White Diffuser	MC4 + \$0 Monster Cable 4 meter MC8 + \$40 Monster Cable 8 meter MC15 + \$60 Monster Cable 15 meter MC30 + \$195 Monster Cable 30 meter MCHF4 + \$75 Monster High Flex Cable 4 meter MCHF8 + \$100 Monster High Flex Cable 8 meter MCHF15 + \$200 Monster High Flex Cable 15 meter MCHF30 + \$380 Monster High Flex Cable 30 meter	LDM4200 + \$0 4200 MA LED Driver DIN rail mount A + \$85 ALDM Driver V + \$85 VLDM Driver RV + \$100 RVLDM Driver
--	---	--

Monster Series Linear Lights

Features:

- Quick disconnect
- High Output HB LED's
- DIN Rail mount driver



Spectrum Illumination Monster Series Lights are engineered to provide up to 100,000 hours of trouble free operation

Warning –

The supplied LDM adapter must be used for both continuous or strobe operations! Do not connect the fixture directly to 24VDC! Operating the fixture without the supplied LDM adapter will result in premature LED failure and will void the warranty.

To Order, Specify;

1 Base Part Number	Example:	MLL180.5	470	12
		\$5450	+ \$0	+ \$0
2 Specify LED Color			3 Specify Lens Type	

1 Base Part Number	List Price	2 Specify LED Color	3 Specify Lens Type
LL180.5 80.5" Linear Light LED - Package Includes Light, LDM 4900, and 4 Meter Cable  Standard Dimensions W 3.8" L 83.75" H 3.5"	\$5450	395 * UV 395NM HB LED *Call for pricing	12 + \$0 12 Degree Optics 16 + \$0 LED Optics 16 Frosted 23 + \$0 LED Optics 23 Frosted 30 + \$0 30 Degree Frosted Optics 39 + \$0 LED Optics 39 Frosted 50 + \$0 50 Degree Optics F + \$0 Wide Angle Optics R + \$0 LED Reflector 120 R60 + \$0 LED Reflector 60
MLL180.5 80.5" Linear Light LED - Package Includes Light, LDM 4900, and 4 Meter Cable  Standard Dimensions W 3.8" L 83.75" H 3.5"	\$5450	365 * Call for price UV 365NM HB LED 470 + \$0 Blue 505 + \$0 Cyan 530 + \$0 Green 590 + \$0 Amber 630 + \$0 Red 850 + \$0 Infrared 940 + \$0 Infrared WHI + \$0 White NWH + \$0 Natural White WWH + \$0 Warm White	12 + \$0 12 Degree Optics 16 + \$0 LED Optics 16 Frosted 23 + \$0 LED Optics 23 Frosted 30 + \$0 30 Degree Frosted Optics 39 + \$0 LED Optics 39 Frosted 50 + \$0 50 Degree Optics F + \$0 Wide Angle Optics R + \$0 LED Reflector 120 R60 + \$0 LED Reflector 60

4 Specify Diffuser Option	5 Specify Cable Option	6 Specify Driver Option
SD + \$0	MC4 + \$0	A + \$85

4 Specify Diffuser Option	5 Specify Cable Option	6 Specify Driver Option
SD + \$0 Standard Diffuser CC + \$150 Clear Cover WD + \$150 White Diffuser	MC4 + \$0 Monster Cable 4 meter MC8 + \$40 Monster Cable 8 meter MC15 + \$60 Monster Cable 15 meter MC30 + \$195 Monster Cable 30 meter MCHF4 + \$75 Monster High Flex Cable 4 meter MCHF8 + \$100 Monster High Flex Cable 8 meter MCHF15 + \$200 Monster High Flex Cable 15 meter MCHF30 + \$380 Monster High Flex Cable 30 meter	LDM4900 + \$0 4900 MA LEDES Driver DIN Rail Mount A + \$85 ALDM Driver V + \$85 VLDM Driver RV + \$100 RVLDM Driver
SD + \$0 Standard Diffuser CC + \$150 Clear Cover WD + \$150 White Diffuser	MC4 + \$0 Monster Cable 4 meter MC8 + \$40 Monster Cable 8 meter MC15 + \$60 Monster Cable 15 meter MC30 + \$195 Monster Cable 30 meter MCHF4 + \$75 Monster High Flex Cable 4 meter MCHF8 + \$100 Monster High Flex Cable 8 meter MCHF15 + \$200 Monster High Flex Cable 15 meter MCHF30 + \$380 Monster High Flex Cable 30 meter	LDM4900 + \$0 4900 MA LEDES Driver DIN Rail Mount A + \$85 ALDM Driver V + \$85 VLDM Driver RV + \$100 RVLDM Driver

Back Lights
Diffused Axial
Dome Lights
Linear Lights
Oxy Lights
Ring Lights
Spot Lights
Tri-Pod Lights
Washdown Lights
Controllers & Cables

Back Lights
Diffused Axial
Dome Lights
Linear Lights
Oxy Lights
Ring Lights
Spot Lights
Tri-Pod Lights
Washdown Lights
Controllers & Cables

Monster Series Linear Lights

Features:


- Quick disconnect
- High Output HB LED's
- DIN Rail mount driver


Spectrum Illumination Monster Series Lights are engineered to provide up to 100,000 hours of trouble free operation

Warning –

The supplied LDM adapter must be used for both continuous or strobe operations! Do not connect the fixture directly to 24VDC! Operating the fixture without the supplied LDM adapter will result in premature LED failure and will void the warranty.

To Order, Specify;			
1 Base Part Number			
Example:	MLL22	470	12
	\$500	+ \$0	+ \$0
2 Specify LED Color		3 Specify Lens Type	

1 Base Part Number	List Price	2 Specify LED Color	3 Specify Lens Type
MLL22 2" X 2" Linear Light LED - Package Includes Light, LDM 700, and 4 Meter Cable	\$500	365 + \$510 UV 365NM HB LED	12 + \$0 12 Degree Optics
		470 + \$0 Blue	16 + \$0 LED Optics 16 Frosted
Standard Dimensions		505 + \$0 Cyan	23 + \$0 LED Optics 23 Frosted
W 3"		530 + \$0 Green	30 + \$0 30 Degree Frosted Optics
L 3"		590 + \$0 Amber	39 + \$0 LED Optics 39 Frosted
H 1.125"		630 + \$0 Red	50 + \$0 50 Degree Optics
		850 + \$0 Infrared	F + \$0 Wide Angle Optics
		940 + \$0 Infrared	R + \$0 LED Reflector 120
		WHI + \$0 White	R60 + \$0 LED Reflector 60
		NWH + \$0 Natural White	
		WWH + \$0 Warm White	

LL26 2" X 6" Linear Light UV LED's - Package Includes Light, LDM 700, and 4 Meter Cable	\$1000	395 + \$0 UV 395NM HB LED	12 + \$0 12 Degree Optics
		16 + \$0 LED Optics 16 Frosted	16 + \$0 LED Optics 16 Frosted
Standard Dimensions		23 + \$0 LED Optics 23 Frosted	23 + \$0 LED Optics 23 Frosted
W 3.25"		30 + \$0 30 Degree Frosted Optics	30 + \$0 30 Degree Frosted Optics
L 7.25"		39 + \$0 LED Optics 39 Frosted	39 + \$0 LED Optics 39 Frosted
H 1.125"		50 + \$0 50 Degree Optics	50 + \$0 50 Degree Optics
		F + \$0 Wide Angle Optics	F + \$0 Wide Angle Optics
		R + \$0 LED Reflector 120	R + \$0 LED Reflector 120
		R60 + \$0 LED Reflector 60	R60 + \$0 LED Reflector 60

4 Specify Diffuser Option	5 Specify Cable Option	6 Specify Driver Option
SD + \$0	MC4 + \$0	A + \$85

4 Specify Diffuser Option	5 Specify Cable Option	6 Specify Driver Option
SD + \$0 Standard Diffuser	MC4 + \$0 Monster Cable 4 meter	LDM700 + \$0 700 MA LEDS Driver DIN Rail Mount
CC + \$25 Clear Cover	MC8 + \$40 Monster Cable 8 meter	A + \$85 ALDM Driver
TFD + \$25 Thin Film Diffuser	MC15 + \$60 Monster Cable 15 meter	V + \$85 VLDM Driver
WD + \$25 White Diffuser	MC30 + \$195 Monster Cable 30 meter	RV + \$100 RVLDM Driver
P + \$25 Polarizer	MCHF4 + \$75 Monster High Flex Cable 4 meter	
	MCHF8 + \$100 Monster High Flex Cable 8 meter	
	MCHF15 + \$200 Monster High Flex Cable 15 meter	
	MCHF30 + \$380 Monster High Flex Cable 30 meter	

SD + \$0 Standard Diffuser	MC4 + \$0 Monster Cable 4 meter	LDM700 + \$0 700 MA LEDS Driver DIN Rail Mount
CC + \$25 Clear Cover	MC8 + \$40 Monster Cable 8 meter	A + \$85 ALDM Driver
TFD + \$25 Thin Film Diffuser	MC15 + \$60 Monster Cable 15 meter	V + \$85 VLDM Driver
WD + \$25 White Diffuser	MC30 + \$195 Monster Cable 30 meter	RV + \$100 RVLDM Driver
P + \$25 Polarizer	MCHF4 + \$75 Monster High Flex Cable 4 meter	
	MCHF8 + \$100 Monster High Flex Cable 8 meter	
	MCHF15 + \$200 Monster High Flex Cable 15 meter	
	MCHF30 + \$380 Monster High Flex Cable 30 meter	

Monster Series Linear Lights

Features:

- Quick disconnect
- High Output HB LED's
- DIN Rail mount driver

Spectrum Illumination Monster Series Lights are engineered to provide up to 100,000 hours of trouble free operation

Warning –

The supplied LDM adapter must be used for both continuous or strobe operations! Do not connect the fixture directly to 24VDC! Operating the fixture without the supplied LDM adapter will result in premature LED failure and will void the warranty.

To Order, Specify;			
1 Base Part Number			
Example:	MLL26	470	12
	\$1000	+ \$0	+ \$0
2 Specify LED Color		3 Specify Lens Type	

1 Base Part Number	List Price	2 Specify LED Color	3 Specify Lens Type
MLL26 2" X 6" Linear Light LED's - Package Includes Light, LDM 700, and 4 Meter Cable	\$1000	365 + \$1350 UV 365NM HB LED	12 + \$0 12 Degree Optics
		470 + \$0 Blue	16 + \$0 LED Optics 16 Frosted
		505 + \$0 Cyan	23 + \$0 LED Optics 23 Frosted
		530 + \$0 Green	30 + \$0 30 Degree Frosted Optics
		590 + \$0 Amber	39 + \$0 LED Optics 39 Frosted
		630 + \$0 Red	50 + \$0 50 Degree Optics
		850 + \$0 Infrared	F + \$0 Wide Angle Optics
Standard Dimensions		WHI + \$0 White	R + \$0 LED Reflector 120
W 3.25"		NWH + \$0 Natural White	R60 + \$0 LED Reflector 60
L 7.25"		WWH + \$0 Warm White	
H 1.125"			

4 Specify Diffuser Option	5 Specify Cable Option	6 Specify Driver Option
SD + \$0	MC4 + \$0	A + \$85

4 Specify Diffuser Option	5 Specify Cable Option	6 Specify Driver Option
SD + \$0 Standard Diffuser	MC4 + \$0 Monster Cable 4 meter	LDM700 + \$0 700 MA LEDS Driver DIN Rail Mount
CC + \$25 Clear Cover	MC8 + \$40 Monster Cable 8 meter	A + \$85 ALDM Driver
TFD + \$25 Thin Film Diffuser	MC15 + \$60 Monster Cable 15 meter	V + \$85 VLDM Driver
WD + \$25 White Diffuser	MC30 + \$195 Monster Cable 30 meter	RV + \$100 RVLDM Driver
P + \$25 Polarizer	MCHF4 + \$75 Monster High Flex Cable 4 meter	
	MCHF8 + \$100 Monster High Flex Cable 8 meter	
	MCHF15 + \$200 Monster High Flex Cable 15 meter	
	MCHF30 + \$380 Monster High Flex Cable 30 meter	



X-Series Linear Lights

Features:

- Internal Driver with burst
- Currently Available in White only
(Other colors will be available soon)

Spectrum Illumination X-Series Lights have a calculated L70 lifetime of >100,000 hours.

To Order, Specify;	
① Base Part Number	XL2150
Example:	\$975
② Specify LED Color	WH + \$0
③ Specify Lens Type	16 + \$0
④ Specify Diffuser Type	CC + \$0

① Base Part Number	List Price	② LED Color	③ Lens Type	④ Diffuser Type
XL2150 Xtreme Series Double Row 150Mm Bar Light With White LED's 	\$975	WH + \$0 White	16 + \$0 LED Optics 16 Frosted 23 + \$0 LED Optics 23 Frosted 39 + \$0 LED Optics 39 Frosted R + \$0 LED Reflector 120 R60 + \$0 LED Reflector 60	CC + \$0 Clear Cover SD + \$25 Standard Diffuser TFD + \$25 Thin Film Diffuser WD + \$25 White Diffuser
Standard Dimensions W 3.842" L 5.886" H 1.2"				
XL300 Xtreme Series 300Mm Bar Light With White LED's 	\$1050	WH + \$0 White	16 + \$0 LED Optics 16 Frosted 23 + \$0 LED Optics 23 Frosted 39 + \$0 LED Optics 39 Frosted R + \$0 LED Reflector 120 R60 + \$0 LED Reflector 60	CC + \$0 Clear Cover SD + \$25 Standard Diffuser TFD + \$25 Thin Film Diffuser WD + \$25 White Diffuser
Standard Dimensions W 2.675" L 11.791" H 1.188"				

This page is intentionally blank

Oxy Lights

Standard Oxy Lights	78
---------------------	----

Spectrum Illumination Series Oxy Lights are used in applications requiring highly diffused illumination. The light was designed to be used on applications that are shiny or uneven (will not work on mirrored surfaces), almost like a dome light would. The advantage is that a dome cannot be used in a wash down FDA compliant area because enclosing a dome causes light reflections from the clear window of an enclosure. The Oxy Light can be installed in an enclosure (contact APG for enclosure) with the camera without causing those reflections. Oxy Lights are also very compact and more intense than a dome light.

Limited Warranty

Every Spectrum Illumination, Inc. product is thoroughly inspected and tested before leaving the factory. Standard products purchased on or after October 1, 2013 (excluding wash down light heads) are warranted to be free of defects in workmanship and materials for a period of SIX YEARS from the original date of purchase. Should a defect develop during this period, return the complete product, freight prepaid, to one of Spectrum Illumination's distributors. The distributor will need to call for an RMA for repair before returning the product to Spectrum Illumination, Inc. Spectrum Illumination, Inc. will inspect the unit, and if a defect is found will, at our option, repair or replace the product without charge. Spectrum Illumination, Inc. disclaims liability for any implied warranties, including implied warranties of "merchantability" and "fitness for a specific purpose."

Wash down light heads and standard products purchased before October 1, 2013 are covered for a period of THREE YEARS from the original date of purchase. Wash down light heads are enclosed in stainless steel enclosures that do not dissipate heat away from the LED's as well as standard products. All requirements for return are stipulated in the previous paragraph.

Spectrum Illumination, Inc. cannot be held responsible for the unauthorized or inappropriate use of our products. Products that include a driver will not be covered under this warranty if the driver was not used. Spectrum Illumination, Inc. will not cover products that have been determined to have run on third party strobe or LED controllers.

NO LIABILITY FOR CONSEQUENTIAL DAMAGES.

In no event shall Spectrum Illumination, Inc. be liable for consequential, special, incidental or indirect damages of any kind arising from the sale or use of products.


Standard Oxy Lights


Features:

- Compact size
- Quick disconnect

Spectrum Illumination Standard Series Lights are engineered to provide up to 100,000 hours of trouble free operation.

To Order, Specify;	
① Base Part Number	OL66
Example:	\$1250
② Specify LED Color	630 + \$0
③ Specify Diffuser Type	SD + \$0
④ Specify Cable Option	SC4 + \$0

① Base Part Number	List Price	② LED Color	③ Diffuser Type	④ Cable Option
OL66 6" X 6" Oxy Ring Light LED's - Package Includes Light, and 4 Meter Cable  Standard Dimensions W 7" L 7" H .775"	\$1250	630 + \$0 Red	SD + \$0 Standard Diffuser	SC4 + \$0 Standard Cable 4 meter
		880 + \$0 Infrared	TFD + \$25 Thin Film Diffuser	SC8 + \$50 Standard Cable 8 meter
		950 + \$0 Infrared	WD + \$25 White Diffuser	SC15 + \$70 Standard Cable 15 meter
		WHI + \$500 White	P + \$50 Polarizer	SC30 + \$110 Standard Cable 30 meter
				SCHF4 + \$75 Standard High Flex Cable 4 meter
			SCHF8 + \$100 Standard High Flex Cable 8 meter	
			SCHF15 + \$150 Standard High Flex Cable 15 meter	

OL1212 12" X 12" Oxy Ring Light LED - Package Includes Light, and 4 Meter Cable  Standard Dimensions W 13" L 13" H .775"	\$2750	630 + \$0 Red	SD + \$0 Standard Diffuser	SC4 + \$0 Standard Cable 4 meter
		880 + \$0 Infrared	TFD + \$50 Thin Film Diffuser	SC8 + \$50 Standard Cable 8 meter
		950 + \$0 Infrared	WD + \$75 White Diffuser	SC15 + \$70 Standard Cable 15 meter
		WHI + \$1000 White	P + \$75 Polarizer	SC30 + \$110 Standard Cable 30 meter
				SCHF4 + \$75 Standard High Flex Cable 4 meter
			SCHF8 + \$100 Standard High Flex Cable 8 meter	
			SCHF15 + \$150 Standard High Flex Cable 15 meter	

This page is intentionally blank

Ring Lights

Standard Ring Lights	82
Monster Ring Lights	84-99

Ring lights – known as bright field illumination: Used for direct lighting. Light is aimed directly at an object, often creating distinct shadows. This type of lighting is effective when used on objects requiring high degrees of contrast, but creates specular reflections when used with shiny or reflective materials. For example; looking for presents or absents of “O” rings black absorbs light while the metal reflects the surface back to the camera.

Limited Warranty

Every Spectrum Illumination, Inc. product is thoroughly inspected and tested before leaving the factory. Standard products purchased on or after October 1, 2013 (excluding wash down light heads) are warranted to be free of defects in workmanship and materials for a period of SIX YEARS from the original date of purchase. Should a defect develop during this period, return the complete product, freight prepaid, to one of Spectrum Illumination’s distributors. The distributor will need to call for an RMA for repair before returning the product to Spectrum Illumination, Inc. Spectrum Illumination, Inc. will inspect the unit, and if a defect is found will, at our option, repair or replace the product without charge. Spectrum Illumination, Inc. disclaims liability for any implied warranties, including implied warranties of “merchantability” and “fitness for a specific purpose.”

Wash down light heads and standard products purchased before October 1, 2013 are covered for a period of THREE YEARS from the original date of purchase. Wash down light heads are enclosed in stainless steel enclosures that do not dissipate heat away from the LED’s as well as standard products. All requirements for return are stipulated in the previous paragraph.

Spectrum Illumination, Inc. cannot be held responsible for the unauthorized or inappropriate use of our products. Products that include a driver will not be covered under this warranty if the driver was not used. Spectrum Illumination, Inc. will not cover products that have been determined to have run on third party strobe or LED controllers.

NO LIABILITY FOR CONSEQUENTIAL DAMAGES.

In no event shall Spectrum Illumination, Inc. be liable for consequential, special, incidental or indirect damages of any kind arising from the sale or use of products.


Standard Ring Lights


Features:

- Available in limited colors and Infrared (IR)

Spectrum Illumination Standard Series Lights are engineered to provide up to 100,000 hours of trouble free operation.

To Order, Specify;	
① Base Part Number	RL/DF4
Example:	\$1375
② Specify LED Color	880 + \$0
③ Specify Diffuser Type	SD + \$0
④ Specify Cable Option	SC4 + \$0

① Base Part Number	List Price	② LED Color	③ Diffuser Type	④ Cable Option
RL/DF4 4" X 4" Ring Light Adjustable Dark Field - Package Includes Light, and 4 Meter Cable	\$1375	880 + \$0 Infrared	SD + \$0 Standard Diffuser TFD + \$75 Thin Film Diffuser WD + \$75 White Diffuser P + \$75 Polarizer	SC4 + \$0 Standard Cable 4 meter SC8 + \$50 Standard Cable 8 meter SC15 + \$70 Standard Cable 15 meter SC30 + \$110 Standard Cable 30 meter SCHF4 + \$75 Standard High Flex Cable 4 meter SCHF8 + \$100 Standard High Flex Cable 8 meter SCHF15 + \$150 Standard High Flex Cable 15 meter
				
Standard Dimensions				
W 10"				
L 10"				
H 1.875"				

① Base Part Number	List Price	② LED Color	③ Diffuser Type	④ Cable Option
RL/DF8 8" X 8" Ring Light Adjustable Dark Field - Package Includes Light, and 4 Meter Cable	\$2150	880 + \$0 Infrared	SD + \$0 Standard Diffuser TFD + \$125 Thin Film Diffuser WD + \$125 White Diffuser P + \$125 Polarizer	SC4 + \$0 Standard Cable 4 meter SC8 + \$50 Standard Cable 8 meter SC15 + \$70 Standard Cable 15 meter SC30 + \$110 Standard Cable 30 meter SCHF4 + \$75 Standard High Flex Cable 4 meter SCHF8 + \$100 Standard High Flex Cable 8 meter SCHF15 + \$150 Standard High Flex Cable 15 meter
				
Standard Dimensions				
W 14"				
L 14"				
H 1.875"				


Standard Ring Lights


Features:

- Available in limited colors and Infrared (IR)

Spectrum Illumination Standard Series Lights are engineered to provide up to 100,000 hours of trouble free operation.

To Order, Specify;	
① Base Part Number	RL4
Example:	\$575
② Specify LED Color	660 + \$0
③ Specify Diffuser Type	SD + \$0
④ Specify Cable Option	SC4 + \$0

① Base Part Number	List Price	② LED Color	③ Diffuser Type	④ Cable Option
RL4 4" Ring Light LED - Package Includes Light, and 4 Meter Cable	\$575	660 + \$0 Red 880 + \$0 Infrared WHI + \$240 White	SD + \$0 Standard Diffuser CC + \$25 Clear Cover TFD + \$25 Thin Film Diffuser WD + \$25 White Diffuser P + \$25 Polarizer	SC4 + \$0 Standard Cable 4 meter SC8 + \$50 Standard Cable 8 meter SC15 + \$70 Standard Cable 15 meter SC30 + \$110 Standard Cable 30 meter SCHF4 + \$75 Standard High Flex Cable 4 meter SCHF8 + \$100 Standard High Flex Cable 8 meter SCHF15 + \$150 Standard High Flex Cable 15 meter
				
Standard Dimensions				
Dia 4.75"				
CC 14.915"				
H 1.125"				

① Base Part Number	List Price	② LED Color	③ Diffuser Type	④ Cable Option
RL70 Pelco Ring Lights Board with Wide or Medium Angle Lenses	\$235	W-WHI + \$0 Wide Angle White W-470 + \$0 Wide Angle Blue W-630 + \$0 Wide Angle Red M-630 + \$0 Medium Angle Red M-880 + \$0 Medium Angle Infrared W-880 + \$0 Wide Angle Infrared	No Options	No Options
				
Standard Dimensions				
W 2.7"				
L 3.015"				

Monster Ring Lights

Features:

- Compact size
- Quick disconnect
- High Output HB LED's
- DIN Rail mount driver

Spectrum Illumination Monster Series Lights are engineered to provide up to 100,000 hours of trouble free operation.

Warning –

The supplied LDM adapter must be used for both continuous or strobe operations! Do not connect the fixture directly to 24VDC! Operating the fixture without the supplied LDM adapter will result in premature LED failure and will void the warranty.

To Order, Specify;			
1 Base Part Number			
Example:	RL2.5	395	12
	\$450	+ \$0	+ \$0
2 Specify LED Color		3 Specify Lens Type	

1 Base Part Number	List Price	2 Specify LED Color	3 Specify Lens Type
RL2.5 2.5" Ring Light LED - Package Includes Light, LDM 350/2, and 4 Meter Cable	\$450	395 + \$0 UV 395NM HB LED 940 + \$0 Infrared	12 + \$0 12 Degree Optics 50 + \$0 50 Degree Optics F + \$0 Wide Angle Optics



Standard Dimensions
W 2.375"
L 2.375"
H 1.125"

MRL2.5 2.5" Ring Light LED - Package Includes Light, LDM 350/2, and 4 Meter Cable	\$450	365 + \$400 UV 365NM HB LED 470 + \$0 Blue 505 + \$0 Cyan 530 + \$0 Green 590 + \$0 Amber 630 + \$0 Red 850 + \$0 Infrared WHI + \$0 White	12 + \$0 12 Degree Optics 50 + \$0 50 Degree Optics F + \$0 Wide Angle Optics
---	--------------	---	---



Standard Dimensions
W 2.375"
L 2.375"
H 1.125"

4 Specify Diffuser Option	5 Specify Cable Option	6 Specify Driver Option
SD + \$0	MC4 + \$0	A + \$85

4 Specify Diffuser Option	5 Specify Cable Option	6 Specify Driver Option
SD + \$0 Standard Diffuser	MC4 + \$0 Monster Cable 4 meter	LDM350/2 + \$0 350 MA 2-4 LEDS Driver DIN Rail Mount
CC + \$25 Clear Cover	MC8 + \$40 Monster Cable 8 meter	A + \$85 ALDM Driver
TFD + \$25 Thin Film Diffuser	MC15 + \$60 Monster Cable 15 meter	V + \$85 VLDM Driver
WD + \$25 White Diffuser	MC30 + \$195 Monster Cable 30 meter	RV + \$100 RVLDM Driver
P + \$25 Polarizer	MCHF4 + \$75 Monster High Flex Cable 4 meter	
	MCHF8 + \$100 Monster High Flex Cable 8 meter	
	MCHF15 + \$200 Monster High Flex Cable 15 meter	
	MCHF30 + \$380 Monster High Flex Cable 30 meter	

SD + \$0 Standard Diffuser	MC4 + \$0 Monster Cable 4 meter	LDM350/2 + \$0 350 MA 2-4 LEDS Driver DIN Rail Mount
CC + \$25 Clear Cover	MC8 + \$40 Monster Cable 8 meter	A + \$85 ALDM Driver
TFD + \$25 Thin Film Diffuser	MC15 + \$60 Monster Cable 15 meter	V + \$85 VLDM Driver
WD + \$25 White Diffuser	MC30 + \$195 Monster Cable 30 meter	RV + \$100 RVLDM Driver
P + \$25 Polarizer	MCHF4 + \$75 Monster High Flex Cable 4 meter	
	MCHF8 + \$100 Monster High Flex Cable 8 meter	
	MCHF15 + \$200 Monster High Flex Cable 15 meter	
	MCHF30 + \$380 Monster High Flex Cable 30 meter	

Monster Ring Lights

Features:

- Compact size
- Quick disconnect
- High Output HB LED's
- DIN Rail mount driver

Spectrum Illumination Monster Series Lights are engineered to provide up to 100,000 hours of trouble free operation.

Warning –

The supplied LDM adapter must be used for both continuous or strobe operations! Do not connect the fixture directly to 24VDC! Operating the fixture without the supplied LDM adapter will result in premature LED failure and will void the warranty.

To Order, Specify;			
1 Base Part Number			
Example:	RL3.5	395	12
	\$725	+ \$0	+ \$0
2 Specify LED Color		3 Specify Lens Type	

1 Base Part Number	List Price	2 Specify LED Color	3 Specify Lens Type
RL3.5 3.5" Ring Light LED - Package Includes Light, LDM 700, and 4 Meter Cable	\$725	395 + \$0 UV 395NM HB LED	12 + \$0 12 Degree Optics 16 + \$0 LED Optics 16 Frosted 23 + \$0 LED Optics 23 Frosted 30 + \$0 30 Degree Frosted Optics 39 + \$0 LED Optics 39 Frosted 50 + \$0 50 Degree Optics F + \$0 Wide Angle Optics R + \$0 LED Reflector 120 R60 + \$0 LED Reflector 60



Standard Dimensions

Dia 4.375"
CC 13.738"
H 1.125"

MRL3.5 3.5" Ring Light LED's - Package Includes Light, LDM 700, and 4 Meter Cable	\$725	365 + \$975 UV 365NM HB LED 470 + \$0 Blue 505 + \$0 Cyan 530 + \$0 Green 590 + \$0 Amber 630 + \$0 Red 850 + \$0 Infrared WHI + \$0 White NWH + \$0 Natural White WWH + \$0 Warm White	12 + \$0 12 Degree Optics 16 + \$0 LED Optics 16 Frosted 23 + \$0 LED Optics 23 Frosted 30 + \$0 30 Degree Frosted Optics 39 + \$0 LED Optics 39 Frosted 50 + \$0 50 Degree Optics F + \$0 Wide Angle Optics R + \$0 LED Reflector 120 R60 + \$0 LED Reflector 60
---	--------------	--	---



Standard Dimensions

Dia 4.375"
CC 13.738"
H 1.125"

4 Specify Diffuser Option	5 Specify Cable Option	6 Specify Driver Option
SD + \$0	MC4 + \$0	A + \$85

4 Specify Diffuser Option	5 Specify Cable Option	6 Specify Driver Option
SD + \$0 Standard Diffuser CC + \$25 Clear Cover TFD + \$25 Thin Film Diffuser WD + \$25 White Diffuser P + \$25 Polarizer	MC4 + \$0 Monster Cable 4 meter MC8 + \$40 Monster Cable 8 meter MC15 + \$60 Monster Cable 15 meter MC30 + \$195 Monster Cable 30 meter MCHF4 + \$75 Monster High Flex Cable 4 meter MCHF8 + \$100 Monster High Flex Cable 8 meter MCHF15 + \$200 Monster High Flex Cable 15 meter MCHF30 + \$380 Monster High Flex Cable 30 meter	LDM700 + \$0 700 MA LEDS Driver DIN Rail Mount A + \$85 ALDM Driver V + \$85 VLDM Driver RV + \$100 RVLDM Driver

SD + \$0 Standard Diffuser CC + \$25 Clear Cover TFD + \$25 Thin Film Diffuser WD + \$25 White Diffuser P + \$25 Polarizer	MC4 + \$0 Monster Cable 4 meter MC8 + \$40 Monster Cable 8 meter MC15 + \$60 Monster Cable 15 meter MC30 + \$195 Monster Cable 30 meter MCHF4 + \$75 Monster High Flex Cable 4 meter MCHF8 + \$100 Monster High Flex Cable 8 meter MCHF15 + \$200 Monster High Flex Cable 15 meter MCHF30 + \$380 Monster High Flex Cable 30 meter	LDM700 + \$0 700 MA LEDS Driver DIN Rail Mount A + \$85 ALDM Driver V + \$85 VLDM Driver RV + \$100 RVLDM Driver
--	---	---

Monster Ring Lights

Features:



- Compact size
- Quick disconnect
- High Output HB LED's
- DIN Rail mount driver

Spectrum Illumination Monster Series Lights are engineered to provide up to 100,000 hours of trouble free operation.

Warning –

The supplied LDM adapter must be used for both continuous or strobe operations! Do not connect the fixture directly to 24VDC! Operating the fixture without the supplied LDM adapter will result in premature LED failure and will void the warranty.

To Order, Specify;			
1 Base Part Number			
Example:	RL5.5	395	12
	\$1000	+ \$0	+ \$0
2 Specify LED Color		3 Specify Lens Type	

1 Base Part Number	List Price	2 Specify LED Color	3 Specify Lens Type
RL5.5 5.5" Ring Light LED - Package Includes Light, LDM 700, and 4 Meter Cable	\$1000	395 + \$0 UV 395NM HB LED 940 + \$0 Infrared	12 + \$0 12 Degree Optics 16 + \$0 LED Optics 16 Frosted 23 + \$0 LED Optics 23 Frosted 30 + \$0 30 Degree Frosted Optics 39 + \$0 LED Optics 39 Frosted 50 + \$0 50 Degree Optics F + \$0 Wide Angle Optics R + \$0 LED Reflector 120 R60 + \$0 LED Reflector 60
 Standard Dimensions Dia 6.75" CC 21.195" H 1.125"			
MRL5.5 5.5" Ring Light LED - Package Includes Light, LDM 700, and 4 Meter Cable	\$1000	365 + \$2500 UV 365NM HB LED 470 + \$0 Blue 505 + \$0 Cyan 530 + \$0 Green 590 + \$0 Amber 630 + \$0 Red 850 + \$0 Infrared WHI + \$0 White NWH + \$0 Natural White WWH + \$0 Warm White	12 + \$0 12 Degree Optics 16 + \$0 LED Optics 16 Frosted 23 + \$0 LED Optics 23 Frosted 30 + \$0 30 Degree Frosted Optics 39 + \$0 LED Optics 39 Frosted 50 + \$0 50 Degree Optics F + \$0 Wide Angle Optics R + \$0 LED Reflector 120 R60 + \$0 LED Reflector 60
 Standard Dimensions Dia 6.75" CC 21.195" H 1.125"			

4 Specify Diffuser Option	5 Specify Cable Option	6 Specify Driver Option
SD + \$0	MC4 + \$0	A + \$85

4 Specify Diffuser Option	5 Specify Cable Option	6 Specify Driver Option
SD + \$0 Standard Diffuser CC + \$25 Clear Cover TFD + \$25 Thin Film Diffuser WD + \$25 White Diffuser P + \$25 Polarizer	MC4 + \$0 Monster Cable 4 meter MC8 + \$40 Monster Cable 8 meter MC15 + \$60 Monster Cable 15 meter MC30 + \$195 Monster Cable 30 meter MCHF4 + \$75 Monster High Flex Cable 4 meter MCHF8 + \$100 Monster High Flex Cable 8 meter MCHF15 + \$200 Monster High Flex Cable 15 meter MCHF30 + \$380 Monster High Flex Cable 30 meter	LDM700 + \$0 700 MA LEDS Driver DIN Rail Mount A + \$85 ALDM Driver V + \$85 VLDM Driver RV + \$100 RVLDM Driver

SD + \$0 Standard Diffuser CC + \$25 Clear Cover TFD + \$25 Thin Film Diffuser WD + \$25 White Diffuser P + \$25 Polarizer	MC4 + \$0 Monster Cable 4 meter MC8 + \$40 Monster Cable 8 meter MC15 + \$60 Monster Cable 15 meter MC30 + \$195 Monster Cable 30 meter MCHF4 + \$75 Monster High Flex Cable 4 meter MCHF8 + \$100 Monster High Flex Cable 8 meter MCHF15 + \$200 Monster High Flex Cable 15 meter MCHF30 + \$380 Monster High Flex Cable 30 meter	LDM700 + \$0 700 MA LEDS Driver DIN Rail Mount A + \$85 ALDM Driver V + \$85 VLDM Driver RV + \$100 RVLDM Driver
--	---	---

Monster Ring Lights

Features:



- Compact size
- Quick disconnect
- High Output HB LED's
- DIN Rail mount driver

Spectrum Illumination Monster Series Lights are engineered to provide up to 100,000 hours of trouble free operation.

Warning –

The supplied LDM adapter must be used for both continuous or strobe operations! Do not connect the fixture directly to 24VDC! Operating the fixture without the supplied LDM adapter will result in premature LED failure and will void the warranty.

To Order, Specify;			
1 Base Part Number			
Example:	RL8.5	395	12
	\$1550	+ \$0	+ \$0
2 Specify LED Color		3 Specify Lens Type	

1 Base Part Number	List Price	2 Specify LED Color	3 Specify Lens Type
RL8.5 8.5" Ring Light LED - Package Includes Light, LDM 700, and 4 Meter Cable	\$1550	395 + \$0 UV 395NM HB LED	12 + \$0 12 Degree Optics 16 + \$0 LED Optics 16 Frosted 23 + \$0 LED Optics 23 Frosted 30 + \$0 30 Degree Frosted Optics 39 + \$0 LED Optics 39 Frosted 50 + \$0 50 Degree Optics F + \$0 Wide Angle Optics R + \$0 LED Reflector 120 R60 + \$0 LED Reflector 60
 Standard Dimensions Dia 12" CC 37.68" H 1.25"			
MRL8.5 8.5" Ring Light LED - Package Includes Light, LDM 700, and 4 Meter Cable	\$1550	365 + \$2225 UV 365NM HB LED 470 + \$0 Blue 505 + \$0 Cyan 530 + \$0 Green 590 + \$0 Amber 630 + \$0 Red 850 + \$0 Infrared WHI + \$0 White NWH + \$0 Natural White WWH + \$0 Warm White	12 + \$0 12 Degree Optics 16 + \$0 LED Optics 16 Frosted 23 + \$0 LED Optics 23 Frosted 30 + \$0 30 Degree Frosted Optics 39 + \$0 LED Optics 39 Frosted 50 + \$0 50 Degree Optics F + \$0 Wide Angle Optics R + \$0 LED Reflector 120 R60 + \$0 LED Reflector 60
 Standard Dimensions Dia 12" CC 37.68" H 1.25"			

4 Specify Diffuser Option	5 Specify Cable Option	6 Specify Driver Option
SD + \$0	MC4 + \$0	A + \$85

4 Specify Diffuser Option	5 Specify Cable Option	6 Specify Driver Option
SD + \$0 Standard Diffuser	MC4 + \$0 Monster Cable 4 meter	LDM700 + \$0 700 MA LEDS Driver DIN Rail Mount
CC + \$50 Clear Cover	MC8 + \$40 Monster Cable 8 meter	A + \$85 ALDM Driver
TFD + \$50 Thin Film Diffuser	MC15 + \$60 Monster Cable 15 meter	V + \$85 VLDM Driver
WD + \$50 White Diffuser	MC30 + \$195 Monster Cable 30 meter	RV + \$100 RVLDM Driver
	MCHF4 + \$75 Monster High Flex Cable 4 meter	
	MCHF8 + \$100 Monster High Flex Cable 8 meter	
	MCHF15 + \$200 Monster High Flex Cable 15 meter	
	MCHF30 + \$380 Monster High Flex Cable 30 meter	

SD + \$0 Standard Diffuser	MC4 + \$0 Monster Cable 4 meter	LDM700 + \$0 700 MA LEDS Driver DIN Rail Mount
CC + \$50 Clear Cover	MC8 + \$40 Monster Cable 8 meter	A + \$85 ALDM Driver
TFD + \$50 Thin Film Diffuser	MC15 + \$60 Monster Cable 15 meter	V + \$85 VLDM Driver
WD + \$50 White Diffuser	MC30 + \$195 Monster Cable 30 meter	RV + \$100 RVLDM Driver
	MCHF4 + \$75 Monster High Flex Cable 4 meter	
	MCHF8 + \$100 Monster High Flex Cable 8 meter	
	MCHF15 + \$200 Monster High Flex Cable 15 meter	
	MCHF30 + \$380 Monster High Flex Cable 30 meter	

Monster Ring Lights

Features:



- Compact size
- Quick disconnect
- High Output HB LED's
- DIN Rail mount driver

Spectrum Illumination Monster Series Lights are engineered to provide up to 100,000 hours of trouble free operation.

Warning –

The supplied LDM adapter must be used for both continuous or strobe operations! Do not connect the fixture directly to 24VDC! Operating the fixture without the supplied LDM adapter will result in premature LED failure and will void the warranty.

To Order, Specify;			
1 Base Part Number			
Example:	MRL13.5	470	12
	\$1850	+ \$0	+ \$0
2 Specify LED Color		3 Specify Lens Type	

1 Base Part Number	List Price	2 Specify LED Color	3 Specify Lens Type
RL13.5 13.5" Ring Light LED - Package Includes Light, LDM 1400, and 4 Meter Cable	\$1850	395 * Call for Price UV 395NM HB LED	12 + \$0 12 Degree Optics 16 + \$0 LED Optics 16 Frosted 23 + \$0 LED Optics 23 Frosted 30 + \$0 30 Degree Frosted Optics 39 + \$0 LED Optics 39 Frosted 50 + \$0 50 Degree Optics F + \$0 Wide Angle Optics R + \$0 LED Reflector 120 R60 + \$0 LED Reflector 60
 Standard Dimensions Dia 16.875" CC 52.987" H 1.25"			
MRL13.5 13.5" Ring Light LED - Package Includes Light, LDM 1400, and 4 Meter Cable	\$1850	365 * Call for Price UV 365NM HB LED Blue 470 + \$0 Cyan 505 + \$0 Green 530 + \$0 Amber 590 + \$0 Red 630 + \$0 Infrared 850 + \$0 White WHI + \$0 Natural White NWH + \$0 Warm White WWH + \$0	12 + \$0 12 Degree Optics 16 + \$0 LED Optics 16 Frosted 23 + \$0 LED Optics 23 Frosted 30 + \$0 30 Degree Frosted Optics 39 + \$0 LED Optics 39 Frosted 50 + \$0 50 Degree Optics F + \$0 Wide Angle Optics R + \$0 LED Reflector 120 R60 + \$0 LED Reflector 60
 Standard Dimensions Dia 16.875" CC 52.987" H 1.25"			

4 Specify Diffuser Option	5 Specify Cable Option	6 Specify Driver Option
SD + \$0	MC4 + \$0	A + \$85

4 Specify Diffuser Option	5 Specify Cable Option	6 Specify Driver Option
SD + \$0 Standard Diffuser CC + \$75 Clear Cover TFD + \$75 Thin Film Diffuser WD + \$75 White Diffuser	MC4 + \$0 Monster Cable 4 meter MC8 + \$40 Monster Cable 8 meter MC15 + \$60 Monster Cable 15 meter MC30 + \$195 Monster Cable 30 meter MCHF4 + \$75 Monster High Flex Cable 4 meter MCHF8 + \$100 Monster High Flex Cable 8 meter MCHF15 + \$200 Monster High Flex Cable 15 meter MCHF30 + \$380 Monster High Flex Cable 30 meter	LDM1400 + \$0 1400 MA LEDS Driver DIN Rail Mount A + \$85 ALDM Driver V + \$85 VLDM Driver RV + \$100 RVLDM Driver

SD + \$0 Standard Diffuser CC + \$75 Clear Cover TFD + \$75 Thin Film Diffuser WD + \$75 White Diffuser	MC4 + \$0 Monster Cable 4 meter MC8 + \$40 Monster Cable 8 meter MC15 + \$60 Monster Cable 15 meter MC30 + \$195 Monster Cable 30 meter MCHF4 + \$75 Monster High Flex Cable 4 meter MCHF8 + \$100 Monster High Flex Cable 8 meter MCHF15 + \$200 Monster High Flex Cable 15 meter MCHF30 + \$380 Monster High Flex Cable 30 meter	LDM1400 + \$0 1400 MA LEDS Driver DIN Rail Mount A + \$85 ALDM Driver V + \$85 VLDM Driver RV + \$100 RVLDM Driver
--	---	---

Monster Ring Lights

Features:

- Compact size
- Quick disconnect
- High Output HB LED's
- DIN Rail mount driver

Spectrum Illumination Monster Series Lights are engineered to provide up to 100,000 hours of trouble free operation.

Warning –

The supplied LDM adapter must be used for both continuous or strobe operations! Do not connect the fixture directly to 24VDC! Operating the fixture without the supplied LDM adapter will result in premature LED failure and will void the warranty.

To Order, Specify;			
1 Base Part Number	Example:		
	MRL19.5	470	12
	\$3000	+ \$0	+ \$0
2 Specify LED Color	3 Specify Lens Type		

1 Base Part Number	List Price	2 Specify LED Color	3 Specify Lens Type
RL19.5 19.5" Ring Light LED - Package Includes Light, LDM 2100, and 4 Meter Cable	\$3000	395 * UV 395NM HB LED *Call for pricing	12 + \$0 12 Degree Optics 16 + \$0 LED Optics 16 Frosted 23 + \$0 LED Optics 23 Frosted 30 + \$0 30 Degree Frosted Optics 39 + \$0 LED Optics 39 Frosted 50 + \$0 50 Degree Optics F + \$0 Wide Angle Optics R + \$0 LED Reflector 120 R60 + \$0 LED Reflector 60



Standard Dimensions

Dia 23.125"
CC 72.612"
H 1.25"

MRL19.5 19.5" Ring Light LED- Package Includes Light, LDM 2100, and 4 Meter Cable	\$3000	365 * Call for Price UV 365NM HB LED	12 + \$0 12 Degree Optics 16 + \$0 LED Optics 16 Frosted 23 + \$0 LED Optics 23 Frosted 30 + \$0 30 Degree Frosted Optics 39 + \$0 LED Optics 39 Frosted 50 + \$0 50 Degree Optics F + \$0 Wide Angle Optics R + \$0 LED Reflector 120 R60 + \$0 LED Reflector 60
---	---------------	--	--



Standard Dimensions

Dia 23.125"
CC 72.612"
H 1.25"

470 + \$0 Blue	505 + \$0 Cyan	530 + \$0 Green	590 + \$0 Amber	630 + \$0 Red	850 + \$0 Infrared	WHI + \$0 White	NWH + \$0 Natural White	WWH + \$0 Warm White
-----------------------	-----------------------	------------------------	------------------------	----------------------	---------------------------	------------------------	--------------------------------	-----------------------------

4 Specify Diffuser Option	5 Specify Cable Option	6 Specify Driver Option
SD + \$0	MC4 + \$0	A + \$85

4 Specify Diffuser Option	5 Specify Cable Option	6 Specify Driver Option
SD + \$0 Standard Diffuser	MC4 + \$0 Monster Cable 4 meter	LDM2100 + \$0 2100 MA LEDES Driver DIN Rail Mount
CC + \$100 Clear Cover	MC8 + \$40 Monster Cable 8 meter	A + \$85 ALDM Driver
TFD + \$100 Thin Film Diffuser	MC15 + \$60 Monster Cable 15 meter	V + \$85 VLDM Driver
WD + \$100 White Diffuser	MC30 + \$195 Monster Cable 30 meter	RV + \$100 RVLDM Driver
	MCHF4 + \$75 Monster High Flex Cable 4 meter	
	MCHF8 + \$100 Monster High Flex Cable 8 meter	
	MCHF15 + \$200 Monster High Flex Cable 15 meter	
	MCHF30 + \$380 Monster High Flex Cable 30 meter	

SD + \$0 Standard Diffuser	MC4 + \$0 Monster Cable 4 meter	LDM2100 + \$0 2100 MA LEDES Driver DIN Rail Mount
CC + \$100 Clear Cover	MC8 + \$40 Monster Cable 8 meter	A + \$85 ALDM Driver
TFD + \$100 Thin Film Diffuser	MC15 + \$60 Monster Cable 15 meter	V + \$85 VLDM Driver
WD + \$100 White Diffuser	MC30 + \$195 Monster Cable 30 meter	RV + \$100 RVLDM Driver
	MCHF4 + \$75 Monster High Flex Cable 4 meter	
	MCHF8 + \$100 Monster High Flex Cable 8 meter	
	MCHF15 + \$200 Monster High Flex Cable 15 meter	
	MCHF30 + \$380 Monster High Flex Cable 30 meter	

Monster Ring Lights

Features:



- Compact size
- Quick disconnect
- High Output HB LED's
- DIN Rail mount driver

Spectrum Illumination Monster Series Lights are engineered to provide up to 100,000 hours of trouble free operation.

Warning –

The supplied LDM adapter must be used for both continuous or strobe operations! Do not connect the fixture directly to 24VDC! Operating the fixture without the supplied LDM adapter will result in premature LED failure and will void the warranty.

To Order, Specify;			
1 Base Part Number			
Example:	MRL30.5	470	12
	\$4500	+ \$0	+ \$0
2 Specify LED Color	3 Specify Lens Type		

1 Base Part Number	List Price	2 Specify LED Color	3 Specify Lens Type
RL30.5 30.5" Ring Light LED - Package Includes Light, LDM 2800 and 4 Meter Cable	\$4500	395 * UV 395NM HB LED 940 + \$0 Infrared *Call for pricing	12 + \$0 12 Degree Optics 16 + \$0 LED Optics 16 Frosted 23 + \$0 LED Optics 23 Frosted 30 + \$0 30 Degree Frosted Optics 39 + \$0 LED Optics 39 Frosted 50 + \$0 50 Degree Optics F + \$0 Wide Angle Optics R + \$0 LED Reflector 120 R60 + \$0 LED Reflector 60
 Standard Dimensions Dia 34" CC 106.76" H 1.25"			
MRL30.5 30.5" Ring Light LED - Package Includes Light, LDM 2800 and 4 Meter Cable	\$4500	365 * Call for Price UV 365NM HB LED 470 + \$0 Blue 505 + \$0 Cyan 530 + \$0 Green 590 + \$0 Amber 630 + \$0 Red 850 + \$0 Infrared WHI + \$0 White NWH + \$0 Natural White WWH + \$0 Warm White	12 + \$0 12 Degree Optics 16 + \$0 LED Optics 16 Frosted 23 + \$0 LED Optics 23 Frosted 30 + \$0 30 Degree Frosted Optics 39 + \$0 LED Optics 39 Frosted 50 + \$0 50 Degree Optics F + \$0 Wide Angle Optics R + \$0 LED Reflector 120 R60 + \$0 LED Reflector 60
 Standard Dimensions Dia 34" CC 106.76" H 1.25"			

4 Specify Diffuser Option	5 Specify Cable Option	6 Specify Driver Option
SD + \$0	MC4 + \$0	A + \$85

4 Specify Diffuser Option	5 Specify Cable Option	6 Specify Driver Option
SD + \$0 Standard Diffuser CC + \$250 Clear Cover TFD + \$250 Thin Film Diffuser WD + \$250 White Diffuser	MC4 + \$0 Monster Cable 4 meter MC8 + \$40 Monster Cable 8 meter MC15 + \$60 Monster Cable 15 meter MC30 + \$195 Monster Cable 30 meter MCHF4 + \$75 Monster High Flex Cable 4 meter MCHF8 + \$100 Monster High Flex Cable 8 meter MCHF15 + \$200 Monster High Flex Cable 15 meter MCHF30 + \$380 Monster High Flex Cable 30 meter	LDM2800 + \$0 2800 MA LEDES Driver DIN Rail Mount A + \$85 ALDM Driver V + \$85 VLDM Driver RV + \$100 RVLDM Driver

SD + \$0 Standard Diffuser CC + \$250 Clear Cover TFD + \$250 Thin Film Diffuser WD + \$250 White Diffuser	MC4 + \$0 Monster Cable 4 meter MC8 + \$40 Monster Cable 8 meter MC15 + \$60 Monster Cable 15 meter MC30 + \$195 Monster Cable 30 meter MCHF4 + \$75 Monster High Flex Cable 4 meter MCHF8 + \$100 Monster High Flex Cable 8 meter MCHF15 + \$200 Monster High Flex Cable 15 meter MCHF30 + \$380 Monster High Flex Cable 30 meter	LDM2800 + \$0 2800 MA LEDES Driver DIN Rail Mount A + \$85 ALDM Driver V + \$85 VLDM Driver RV + \$100 RVLDM Driver
---	---	--

Spot Lights

E-Series Spot Lights	100
Monster Spot Lights	102-107
X-Series Spot Lights	108-109

Spot lights are usually aimed directly at an object, often creating distinct shadows. This type of lighting is effective when used on objects requiring high degrees of contrast, but creates specular reflections when used with shiny or reflective materials. The advantage being, the ability to position the light anywhere around an object to illuminate it. Normally used as a "Bright Field Light."

Limited Warranty

Every Spectrum Illumination, Inc. product is thoroughly inspected and tested before leaving the factory. Standard products purchased on or after October 1, 2013 (excluding wash down light heads) are warranted to be free of defects in workmanship and materials for a period of SIX YEARS from the original date of purchase. Should a defect develop during this period, return the complete product, freight prepaid, to one of Spectrum Illumination's distributors. The distributor will need to call for an RMA for repair before returning the product to Spectrum Illumination, Inc. Spectrum Illumination, Inc. will inspect the unit, and if a defect is found will, at our option, repair or replace the product without charge. Spectrum Illumination, Inc. disclaims liability for any implied warranties, including implied warranties of "merchantability" and "fitness for a specific purpose."

Wash down light heads and standard products purchased before October 1, 2013 are covered for a period of THREE YEARS from the original date of purchase. Wash down light heads are enclosed in stainless steel enclosures that do not dissipate heat away from the LED's as well as standard products. All requirements for return are stipulated in the previous paragraph.

Spectrum Illumination, Inc. cannot be held responsible for the unauthorized or inappropriate use of our products. Products that include a driver will not be covered under this warranty if the driver was not used. Spectrum Illumination, Inc. will not cover products that have been determined to have run on third party strobe or LED controllers.

NO LIABILITY FOR CONSEQUENTIAL DAMAGES.

In no event shall Spectrum Illumination, Inc. be liable for consequential, special, incidental or indirect damages of any kind arising from the sale or use of products.


E-Series Spot Lights

Features:

- Internal Driver with burst
- Quick disconnect
- Available in 4 colors (Other colors available upon request)

Spectrum Illumination E-Series Lights are engineered to provide up to 50,000 hours of trouble free operation.

To Order, Specify;	
① Base Part Number	ES40
Example:	\$325
② Specify LED Color	395 + \$0
③ Specify Lens Type	16 + \$0
④ Specify Diffuser Type	CC + \$0

① Base Part Number	List Price	② LED Color	③ Lens Type	④ Diffuser Type
ES40 Econ Series 40Mm Spot Light With LED and 3 Meter Cable	\$325	395 + \$0 UV 395NM HB LED	16 + \$0 LED Optics 16 Frosted	CC + \$0 Clear Cover
 <p>Standard Dimensions</p> <p>W 1.506"</p> <p>L 3.301"</p> <p>H 1.181"</p>		470 + \$0 Blue	23 + \$0 LED Optics 23 Frosted	SD + \$15 Standard Diffuser
		530 + \$0 Green	39 + \$0 LED Optics 39 Frosted	TFD + \$15 Thin Film Diffuser
		590 + \$0 Amber	R + \$0 LED Reflector 120	WD + \$15 White Diffuser
		630 + \$0 Red	R60 + \$0 LED Reflector 60	P + \$25 Polarizer
		850 + \$0 Infrared		
		WHI + \$0 White		

This page is intentionally blank

Monster Spot Lights

Features:

- Compact size
- Quick disconnect
- High Output HB LED's
- DIN Rail mount driver

Spectrum Illumination Monster Series Lights are engineered to provide up to 100,000 hours of trouble free operation.

Warning –

The supplied LDM adapter must be used for both continuous or strobe operations! Do not connect the fixture directly to 24VDC! Operating the fixture without the supplied LDM adapter will result in premature LED failure and will void the warranty.

To Order, Specify;			
1 Base Part Number			
Example:	SP1.25	395	12
	\$350	+ \$0	+ \$0
2 Specify LED Color		3 Specify Lens Type	

1 Base Part Number	List Price	2 Specify LED Color	3 Specify Lens Type
SP1.25 1.25" Spot Light LED - Package Includes Light, LDM 350/1, and 4 Meter Cable	\$350	395 + \$0 UV 395NM HB LED 940 + \$0 Infrared	12 + \$0 12 Degree Optics 16 + \$0 LED Optics 16 Frosted 23 + \$0 LED Optics 23 Frosted 30 + \$0 30 Degree Frosted Optics 39 + \$0 LED Optics 39 Frosted 50 + \$0 50 Degree Optics F + \$0 Wide Angle Optics R + \$0 LED Reflector 120 R60 + \$0 LED Reflector 60



Standard Dimensions
W 2.062"
L 2.781"
H 1.125"

MSP1.25 1.25" Spot Light LED - Package Includes Light, LDM 350/1, and 4 Meter Cable	\$350	365 + \$175 UV 365NM HB LED 470 + \$0 Blue 505 + \$0 Cyan 530 + \$0 Green 590 + \$0 Amber 630 + \$0 Red 880 + \$0 Infrared WHI + \$0 White NWH + \$0 Natural White WWH + \$0 Warm White	12 + \$0 12 Degree Optics 16 + \$0 LED Optics 16 Frosted 23 + \$0 LED Optics 23 Frosted 30 + \$0 30 Degree Frosted Optics 39 + \$0 LED Optics 39 Frosted 50 + \$0 50 Degree Optics F + \$0 Wide Angle Optics R + \$0 LED Reflector 120 R60 + \$0 LED Reflector 60
---	--------------	--	---



Standard Dimensions
W 2.062"
L 2.781"
H 1.125"

4 Specify Diffuser Option	5 Specify Cable Option	6 Specify Driver Option
SD + \$0	MC4 + \$0	A + \$85

4 Specify Diffuser Option	5 Specify Cable Option	6 Specify Driver Option
SD + \$0 Standard Diffuser CC + \$25 Clear Cover TFD + \$25 Thin Film Diffuser WD + \$25 White Diffuser P + \$25 Polarizer	MC4 + \$0 Monster Cable 4 meter MC8 + \$40 Monster Cable 8 meter MC15 + \$60 Monster Cable 15 meter MC30 + \$195 Monster Cable 30 meter MCHF4 + \$75 Monster High Flex Cable 4 meter MCHF8 + \$100 Monster High Flex Cable 8 meter MCHF15 + \$200 Monster High Flex Cable 15 meter MCHF30 + \$380 Monster High Flex Cable 30 meter	LDM350/1 + \$0 350 MA single LED Driver DIN rail mount A + \$85 ALDM Driver V + \$85 VLDM Driver RV + \$100 RVLDM Driver

SD + \$0 Standard Diffuser CC + \$25 Clear Cover TFD + \$25 Thin Film Diffuser WD + \$25 White Diffuser P + \$25 Polarizer	MC4 + \$0 Monster Cable 4 meter MC8 + \$40 Monster Cable 8 meter MC15 + \$60 Monster Cable 15 meter MC30 + \$195 Monster Cable 30 meter MCHF4 + \$75 Monster High Flex Cable 4 meter MCHF8 + \$100 Monster High Flex Cable 8 meter MCHF15 + \$200 Monster High Flex Cable 15 meter MCHF30 + \$380 Monster High Flex Cable 30 meter	LDM350/1 + \$0 350 MA single LED Driver DIN rail mount A + \$85 ALDM Driver V + \$85 VLDM Driver RV + \$100 RVLDM Driver
--	---	---

Monster Spot Lights

Features:



- Compact size
- Quick disconnect
- High Output HB LED's
- DIN Rail mount driver

Spectrum Illumination Monster Series Lights are engineered to provide up to 100,000 hours of trouble free operation.

Warning –

The supplied LDM adapter must be used for both continuous or strobe operations! Do not connect the fixture directly to 24VDC! Operating the fixture without the supplied LDM adapter will result in premature LED failure and will void the warranty.

To Order, Specify;			
1 Base Part Number			
Example:	SP3.25	395	12
	\$600	+ \$0	+ \$0
2 Specify LED Color		3 Specify Lens Type	

1 Base Part Number	List Price	2 Specify LED Color	3 Specify Lens Type
SP3.25 3.25" Spot Light LED - Package Includes Light, LDM 350/3, and 4 Meter Cable	\$600	395 + \$0 UV 395NM HB LED	12 + \$0 12 Degree Optics 16 + \$0 LED Optics 16 Frosted 23 + \$0 LED Optics 23 Frosted 30 + \$0 30 Degree Frosted Optics 39 + \$0 LED Optics 39 Frosted 50 + \$0 50 Degree Optics F + \$0 Wide Angle Optics R + \$0 LED Reflector 120 R60 + \$0 LED Reflector 60
 Standard Dimensions Dia 4.25" CC 13.345" H 1.125"			
MSP3.25 3.25" Spot Light LED's - Package Includes Light, LDM 350/3 (LDM 350/2 For Ir), and 4 Meter Cable	\$600	365 + \$875 UV 365NM HB LED 470 + \$0 Blue 505 + \$0 Cyan 530 + \$0 Green 590 + \$0 Amber 630 + \$0 Red 850 + \$0 Infrared WHI + \$0 White	12 + \$0 12 Degree Optics 16 + \$0 LED Optics 16 Frosted 23 + \$0 LED Optics 23 Frosted 30 + \$0 30 Degree Frosted Optics 39 + \$0 LED Optics 39 Frosted 50 + \$0 50 Degree Optics F + \$0 Wide Angle Optics R + \$0 LED Reflector 120 R60 + \$0 LED Reflector 60
 Standard Dimensions Dia 4.25" CC 13.345" H 1.125"			

4 Specify Diffuser Option	5 Specify Cable Option	6 Specify Driver Option
SD + \$0	MC4 + \$0	A + \$85

4 Specify Diffuser Option	5 Specify Cable Option	6 Specify Driver Option
SD + \$0 Standard Diffuser CC + \$25 Clear Cover TFD + \$25 Thin Film Diffuser WD + \$25 White Diffuser P + \$25 Polarizer	MC4 + \$0 Monster Cable 4 meter MC8 + \$40 Monster Cable 8 meter MC15 + \$60 Monster Cable 15 meter MC30 + \$195 Monster Cable 30 meter MCHF4 + \$75 Monster High Flex Cable 4 meter MCHF8 + \$100 Monster High Flex Cable 8 meter MCHF15 + \$200 Monster High Flex Cable 15 meter MCHF30 + \$380 Monster High Flex Cable 30 meter	LDM350/3 + \$0 350 MA 5-6 LEDS Driver DIN Rail Mount A + \$85 ALDM Driver V + \$85 VLDM Driver RV + \$100 RVLDM Driver

SD + \$0 Standard Diffuser CC + \$25 Clear Cover TFD + \$25 Thin Film Diffuser WD + \$25 White Diffuser P + \$25 Polarizer	MC4 + \$0 Monster Cable 4 meter MC8 + \$40 Monster Cable 8 meter MC15 + \$60 Monster Cable 15 meter MC30 + \$195 Monster Cable 30 meter MCHF4 + \$75 Monster High Flex Cable 4 meter MCHF8 + \$100 Monster High Flex Cable 8 meter MCHF15 + \$200 Monster High Flex Cable 15 meter MCHF30 + \$380 Monster High Flex Cable 30 meter	LDM350/3 + \$0 350 MA 5-6 LEDS Driver DIN Rail Mount A + \$85 ALDM Driver V + \$85 VLDM Driver RV + \$100 RVLDM Driver
--	---	---

Monster Spot Lights

Features:

- Compact size
- Quick disconnect
- High Output HB LED's
- DIN Rail mount driver

Spectrum Illumination Monster Series Lights are engineered to provide up to 100,000 hours of trouble free operation.

Warning –

The supplied LDM adapter must be used for both continuous or strobe operations! Do not connect the fixture directly to 24VDC! Operating the fixture without the supplied LDM adapter will result in premature LED failure and will void the warranty.

To Order, Specify;			
1 Base Part Number			
Example:	SP5.5	395	12
	\$1375	+ \$0	+ \$0
2 Specify LED Color		3 Specify Lens Type	

1 Base Part Number	List Price	2 Specify LED Color	3 Specify Lens Type
SP5.5 5.5" Spot Light LED - Package Includes Light, LDM 1050, and 4 Meter Cable	\$1375	395 + \$0 UV 395NM HB LED	12 + \$0 12 Degree Optics 16 + \$0 LED Optics 16 Frosted 23 + \$0 LED Optics 23 Frosted 30 + \$0 30 Degree Frosted Optics 39 + \$0 LED Optics 39 Frosted 50 + \$0 50 Degree Optics F + \$0 Wide Angle Optics R + \$0 LED Reflector 120 R60 + \$0 LED Reflector 60



Standard Dimensions
Dia 6.75"
CC 21.195"
H 1.125"

MSP5.5 5.5" Spot Light LED's - Package Includes Light, LDM 1050, and 4 Meter Cable	\$1375	365 + \$2200 UV 365NM HB LED 470 + \$0 Blue 505 + \$0 Cyan 530 + \$0 Green 590 + \$0 Amber 630 + \$0 Red 850 + \$0 Infrared WHI + \$0 White	12 + \$0 12 Degree Optics 16 + \$0 LED Optics 16 Frosted 23 + \$0 LED Optics 23 Frosted 30 + \$0 30 Degree Frosted Optics 39 + \$0 LED Optics 39 Frosted 50 + \$0 50 Degree Optics F + \$0 Wide Angle Optics R + \$0 LED Reflector 120 R60 + \$0 LED Reflector 60
--	---------------	--	---



Standard Dimensions
Dia 6.75"
CC 21.195"
H 1.125"

4 Specify Diffuser Option	5 Specify Cable Option	6 Specify Driver Option
SD + \$0	MC4 + \$0	A + \$85

4 Specify Diffuser Option	5 Specify Cable Option	6 Specify Driver Option
SD + \$0 Standard Diffuser CC + \$25 Clear Cover TFD + \$25 Thin Film Diffuser WD + \$25 White Diffuser P + \$25 Polarizer	MC4 + \$0 Monster Cable 4 meter MC8 + \$40 Monster Cable 8 meter MC15 + \$60 Monster Cable 15 meter MC30 + \$195 Monster Cable 30 meter MCHF4 + \$75 Monster High Flex Cable 4 meter MCHF8 + \$100 Monster High Flex Cable 8 meter MCHF15 + \$200 Monster High Flex Cable 15 meter MCHF30 + \$380 Monster High Flex Cable 30 meter	LDM1050 + \$0 1050 MA LED Driver DIN rail mount A + \$85 ALDM Driver V + \$85 VLDM Driver RV + \$100 RVLDM Driver

SD + \$0 Standard Diffuser CC + \$25 Clear Cover TFD + \$25 Thin Film Diffuser WD + \$25 White Diffuser P + \$25 Polarizer	MC4 + \$0 Monster Cable 4 meter MC8 + \$40 Monster Cable 8 meter MC15 + \$60 Monster Cable 15 meter MC30 + \$195 Monster Cable 30 meter MCHF4 + \$75 Monster High Flex Cable 4 meter MCHF8 + \$100 Monster High Flex Cable 8 meter MCHF15 + \$200 Monster High Flex Cable 15 meter MCHF30 + \$380 Monster High Flex Cable 30 meter	LDM1050 + \$0 1050 MA LED Driver DIN rail mount A + \$85 ALDM Driver V + \$85 VLDM Driver RV + \$100 RVLDM Driver
--	---	--

X-Series Spot Lights

Features:

- Internal Driver with burst
- Quick disconnect
- Available in White and Infrared

Spectrum Illumination X-Series Lights are engineered to provide up to 50,000 hours of trouble free operation.

To Order, Specify;

① Base Part Number

Example:

XS40	WHI
\$350	+ \$0

② Specify LED Color

① Base Part Number	List Price	② Specify LED Color
XS40 Extreme Series 40Mm Spot Light With LED and 3 Meter Cable 	\$350	850 + \$10 Infrared WHI + \$0 White NWH + \$0 Natural White WWH + \$0 Warm White

Standard Dimensions

W	1.506"
L	3.301"
H	1.181"

③ Specify Lens Type

16 + \$0	CC + \$0	EC3 + \$0
---------------------------	---------------------------	----------------------------

④ Specify Diffuser Type

⑤ Specify Cable Option

③ Specify Lens Type	④ Specify Diffuser Type	⑤ Specify Cable Option
23 + \$0 LED Optics 16 Frosted 39 + \$0 LED Optics 39 Frosted 56 + \$0 56 Degree Optics	CC + \$0 Clear Cover SD + \$15 Standard Diffuser TFD + \$15 Thin Film Diffuser WD + \$15 White Diffuser P + \$25 Polarizer	EC3 + \$0 E-Series Cable 3M EC5 + \$15 E-Series Cable 5M

Tri-Pod Lights

Monster Tri-Pod Lights	112
------------------------	-----

The Tripod's unique triangular design makes it possible for the end user to configure the lights to meet their specific needs. Each Tripod Module incorporates the latest high output LED technology available including our internal Micro Driver with burst. The Tripod Modules can be used separately as a spot light or they can be used together to create single, double or multiple row linear lights. They can also be used to create large area lights, ring lights or rectangular ring lights. If the end user needs a light in the shape of an "L", "U" or "S", that is no problem for the Tripod.

Limited Warranty

Every Spectrum Illumination, Inc. product is thoroughly inspected and tested before leaving the factory. Standard products purchased on or after October 1, 2013 (excluding wash down light heads) are warranted to be free of defects in workmanship and materials for a period of SIX YEARS from the original date of purchase. Should a defect develop during this period, return the complete product, freight prepaid, to one of Spectrum Illumination's distributors. The distributor will need to call for an RMA for repair before returning the product to Spectrum Illumination, Inc. Spectrum Illumination, Inc. will inspect the unit, and if a defect is found will, at our option, repair or replace the product without charge. Spectrum Illumination, Inc. disclaims liability for any implied warranties, including implied warranties of "merchantability" and "fitness for a specific purpose."

Wash down light heads and standard products purchased before October 1, 2013 are covered for a period of THREE YEARS from the original date of purchase. Wash down light heads are enclosed in stainless steel enclosures that do not dissipate heat away from the LED's as well as standard products. All requirements for return are stipulated in the previous paragraph.

Spectrum Illumination, Inc. cannot be held responsible for the unauthorized or inappropriate use of our products. Products that include a driver will not be covered under this warranty if the driver was not used. Spectrum Illumination, Inc. will not cover products that have been determined to have run on third party strobe or LED controllers.

NO LIABILITY FOR CONSEQUENTIAL DAMAGES.

In no event shall Spectrum Illumination, Inc. be liable for consequential, special, incidental or indirect damages of any kind arising from the sale or use of products.

Monster Tri-Pod Lights

Features:

- Internal Driver
- Quick disconnect
- Modular design
- Can be reconfigured

Spectrum Illumination Monster Series Lights are engineered to provide up to 100,000 hours of trouble free operation.

To Order, Specify;		
① Base Part Number		
Example:		
② Specify LED Color	TP1	470
	\$230	+ \$0

① Base Part Number	List Price	② Specify LED Color
TP1 Tripod Modular Light With LED - Single Unit	\$230	470 + \$0 Blue 530 + \$0 Green 630 + \$0 Red WHI + \$0 White
		
Standard Dimensions W 2.41" L 3.515" H 1.87"		

This page is intentionally blank

Washdown Lights

Standard Washdown Lights	116-117
Monster Washdown Lights	118-131

Spectrum Illumination's wash down lights are great performers. Environments within the food and drug industries have proven these heavy-duty lights to be super tough. Need to strobe? Our lights have this function built in. No additional hardware needed.

Limited Warranty

Every Spectrum Illumination, Inc. product is thoroughly inspected and tested before leaving the factory. Standard products purchased on or after October 1, 2013 (excluding wash down light heads) are warranted to be free of defects in workmanship and materials for a period of SIX YEARS from the original date of purchase. Should a defect develop during this period, return the complete product, freight prepaid, to one of Spectrum Illumination's distributors. The distributor will need to call for an RMA for repair before returning the product to Spectrum Illumination, Inc. Spectrum Illumination, Inc. will inspect the unit, and if a defect is found will, at our option, repair or replace the product without charge. Spectrum Illumination, Inc. disclaims liability for any implied warranties, including implied warranties of "merchantability" and "fitness for a specific purpose."

Wash down light heads and standard products purchased before October 1, 2013 are covered for a period of THREE YEARS from the original date of purchase. Wash down light heads are enclosed in stainless steel enclosures that do not dissipate heat away from the LED's as well as standard products. All requirements for return are stipulated in the previous paragraph.

Spectrum Illumination, Inc. cannot be held responsible for the unauthorized or inappropriate use of our products. Products that include a driver will not be covered under this warranty if the driver was not used. Spectrum Illumination, Inc. will not cover products that have been determined to have run on third party strobe or LED controllers.

NO LIABILITY FOR CONSEQUENTIAL DAMAGES.

In no event shall Spectrum Illumination, Inc. be liable for consequential, special, incidental or indirect damages of any kind arising from the sale or use of products.


Standard Washdown Lights


Features:

- IP68 rated enclosure
- USFDA Compliant enclosure
- 316 Stainless steel
- LED 4 colors and Infrared (IR)

Spectrum Illumination Washdown Series Lights are engineered to provide up to 100,000 hours of trouble free operation.

To Order, Specify;	
① Base Part Number	WBL28
Example:	\$1500
② Specify LED Color	470 + \$100
③ Specify Diffuser Type	WD + \$0
④ Specify Cable Option	WSC4 + \$0

① Base Part Number	List Price	② LED Color	③ Diffuser Type	④ Cable Option
WBL28 2" X 8" Back Light LED Wash Down - Package Includes Light, and 4 Meter Stainless Steel Cable	\$1500	470 + \$100 Blue 530 + \$100 Green 660 + \$0 Red 880 + \$0 Infrared WHI + \$100 White	WD + \$0 White Diffuser CC + \$50 Clear Cover SD + \$50 Standard Diffuser	WSC4 + \$0 WashdownStd Series Cable 4 meter WSC8 + \$60 WashdownStd Series Cable 8 meter WSC15 + \$80 WashdownStd Series Cable 15 meter WSC30 + \$150 WashdownStd Series Cable 30 meter
 <p>Standard Dimensions</p> <p>W 4.25" L 10.25" H 2.25"</p>				

WBL44 4" X 4" Back Light LED Wash Down - Package Includes Light, and 4 Meter Stainless Steel Cable	\$1300	470 + \$100 Blue 530 + \$100 Green 660 + \$0 Red 880 + \$0 Infrared WHI + \$100 White	WD + \$0 White Diffuser CC + \$50 Clear Cover SD + \$50 Standard Diffuser	WSC4 + \$0 WashdownStd Series Cable 4 meter WSC8 + \$60 WashdownStd Series Cable 8 meter WSC15 + \$80 WashdownStd Series Cable 15 meter WSC30 + \$150 WashdownStd Series Cable 30 meter
 <p>Standard Dimensions</p> <p>W 6.25" L 6.25" H 2.25"</p>				


Standard Washdown Lights


Features:

- IP68 rated enclosure
- USFDA Compliant enclosure
- 316 Stainless steel
- LED 4 colors and Infrared (IR)

Spectrum Illumination Washdown Series Lights are engineered to provide up to 100,000 hours of trouble free operation.

To Order, Specify;	
① Base Part Number	WBL48
Example:	\$1700
② Specify LED Color	660 + \$0
③ Specify Diffuser Type	WD + \$0
④ Specify Cable Option	WSC4 + \$0

① Base Part Number	List Price	② LED Color	③ Diffuser Type	④ Cable Option
WBL48 4" X 8" Back Light LED Wash Down - Package Includes Light, and 4 Meter Stainless Steel Cable	\$1700	470 + \$200 Blue 660 + \$0 Red 880 + \$0 Infrared WHI + \$200 White	WD + \$0 White Diffuser CC + \$75 Clear Cover SD + \$75 Standard Diffuser	WSC4 + \$0 WashdownStd Series Cable 4 meter WSC8 + \$60 WashdownStd Series Cable 8 meter WSC15 + \$80 WashdownStd Series Cable 15 meter WSC30 + \$150 WashdownStd Series Cable 30 meter
 <p>Standard Dimensions</p> <p>W 6.25" L 10.25" H 2.25"</p>				

WBL812 8" X 12" Back Light LED Wash Down - Package Includes Light, and 4 Meter Stainless Steel Cable	\$2700	470 + \$7 RL/DF8 Blue 660 + \$0 Red 880 + \$0 Infrared WHI + \$700 White	WD + \$0 White Diffuser CC + \$100 Clear Cover SD + \$100 Standard Diffuser	WSC4 + \$0 WashdownStd Series Cable 4 meter WSC8 + \$60 WashdownStd Series Cable 8 meter WSC15 + \$80 WashdownStd Series Cable 15 meter WSC30 + \$150 WashdownStd Series Cable 30 meter
 <p>Standard Dimensions</p> <p>W 10.31" L 14.31" H 2.25"</p>				

Standard Washdown Lights

Features:

- IP68 rated enclosure
- USFDA Compliant enclosure
- 316 Stainless steel
- LED 4 colors and Infrared (IR)

Spectrum Illumination Washdown Series Lights are engineered to provide up to 100,000 hours of trouble free operation.

To Order, Specify;	
① Base Part Number	WRL4
Example:	\$1250
② Specify LED Color	660 + \$0
③ Specify Diffuser Type	SD + \$0
④ Specify Cable Option	WSC4 + \$0

① Base Part Number	List Price	② LED Color	③ Diffuser Type	④ Cable Option
WRL4 Wash Down 4" Ring Light LED - Package Includes Light and Stainless Steel 4 Meter Cord	\$1250	660 + \$0 Red	SD + \$0 Standard Diffuser	WSC4 + \$0 WashdownStd Series Cable 4 meter
		880 + \$0 Infrared	WD + \$25 White Diffuser	WSC8 + \$60 WashdownStd Series Cable 8 meter
		WHI + \$100 White	P + \$25 Polarizer	WSC15 + \$80 WashdownStd Series Cable 15 meter
				WSC30 + \$150 WashdownStd Series Cable 30 meter



Standard Dimensions
Dia 4.875"
CC 15.308"
H 1.312"

This page is intentionally blank

Monster Washdown Lights

Features:

- IP68 and FDA Approved
- Quick disconnect
- High Output HB LED's
- DIN Rail mount driver

Spectrum Illumination Monster Series Lights are engineered to provide up to 100,000 hours of trouble free operation.

Warning –

The supplied LDM adapter must be used for both continuous or strobe operations! Do not connect the fixture directly to 24VDC! Operating the fixture without the supplied LDM adapter will result in premature LED failure and will void the warranty.

To Order, Specify;



1 Base Part Number

Example:

MWLL16	470	12
\$900	+ \$0	+ \$0

2 Specify LED Color

3 Specify Lens Type

1 Base Part Number	List Price	2 Specify LED Color	3 Specify Lens Type
WLL16 Wash Down 6" Linear Light LED - Package Includes Light, LDM 350/3, and 4 Meter Stainless Steel Cable  Standard Dimensions W 2.25" L 6.813" H 1.625"	\$900	395 * UV 395NM HB LED *Call for Pricing	12 + \$0 12 Degree Optics 16 + \$0 LED Optics 16 Frosted 23 + \$0 LED Optics 23 Frosted 30 + \$0 30 Degree Frosted Optics 39 + \$0 LED Optics 39 Frosted 50 + \$0 50 Degree Optics F + \$0 Wide Angle Optics R + \$0 LED Reflector 120 R60 + \$0 LED Reflector 60
WMLL16 Wash Down 6" Linear Light LED - Package Includes Light, LDM 350/3, and 4 Meter Stainless Steel Cable  Standard Dimensions W 2.5" L 6.813" H 1.625"	\$900	365 * UV 365NM HB LED Blue 470 + \$0 Cyan 505 + \$0 Green 530 + \$0 Amber 590 + \$0 Red 630 + \$0 Infrared 850 + \$0 White *Call for Pricing	12 + \$0 12 Degree Optics 16 + \$0 LED Optics 16 Frosted 23 + \$0 LED Optics 23 Frosted 30 + \$0 30 Degree Frosted Optics 39 + \$0 LED Optics 39 Frosted 50 + \$0 50 Degree Optics F + \$0 Wide Angle Optics R + \$0 LED Reflector 120 R60 + \$0 LED Reflector 60

4 Specify Diffuser Option

5 Specify Cable Option

6 Specify Driver Option

SD
+ \$0

WMC4
+ \$0

A
+ \$85

4 Specify Diffuser Option	5 Specify Cable Option	6 Specify Driver Option
SD + \$0 Standard Diffuser CC + \$50 Clear Cover WD + \$50 White Diffuser	WMC4 + \$0 Washdown Monster Cable 4 meter WMC8 + \$55 Washdown Monster Cable 8 meter WMC15 + \$75 Washdown Monster Cable 15 meter WMC30 + \$165 Washdown Monster Cable 30 meter	LDM350/3 + \$0 350 MA 5-6 LED Driver DIN rail mount A + \$85 ALDM Driver V + \$85 VLDM Driver RV + \$100 RVLDM Driver
SD + \$0 Standard Diffuser CC + \$50 Clear Cover WD + \$50 White Diffuser	WMC4 + \$0 Washdown Monster Cable 4 meter WMC8 + \$55 Washdown Monster Cable 8 meter WMC15 + \$75 Washdown Monster Cable 15 meter WMC30 + \$165 Washdown Monster Cable 30 meter	LDM350/3 + \$0 350 MA 5-6 LED Driver DIN rail mount A + \$85 ALDM Driver V + \$85 VLDM Driver RV + \$100 RVLDM Driver

Monster Washdown Lights

Features:



- IP68 and FDA Approved
- Quick disconnect
- High Output HB LED's
- DIN Rail mount driver

Spectrum Illumination Monster Series Lights are engineered to provide up to 100,000 hours of trouble free operation.

Warning –

The supplied LDM adapter must be used for both continuous or strobe operations! Do not connect the fixture directly to 24VDC! Operating the fixture without the supplied LDM adapter will result in premature LED failure and will void the warranty.

To Order, Specify;			
1 Base Part Number	Example:		
	WLL111.5	395	12
	\$1450	+ \$0	+ \$0
2 Specify LED Color	3 Specify Lens Type		

1 Base Part Number	List Price	2 Specify LED Color	3 Specify Lens Type
WLL111.5 Wash Down 11.5" Linear Light LED - Package Includes Light, LDM 700, and 4 Meter Stainless Steel Cable	\$1450	395 + \$0 UV 395NM HB LED	12 + \$0 12 Degree Optics 16 + \$0 LED Optics 16 Frosted 23 + \$0 LED Optics 23 Frosted 30 + \$0 30 Degree Frosted Optics 39 + \$0 LED Optics 39 Frosted 50 + \$0 50 Degree Optics F + \$0 Wide Angle Optics R + \$0 LED Reflector 120 R60 + \$0 LED Reflector 60
 Standard Dimensions W 2.5" L 12.5" H 1.5"			
WMLL111.5 Wash Down 11.5" Linear Light LED - Package Includes Light, LDM 700, and 4 Meter Stainless Steel Cable	\$1450	365 + \$1350 UV 365NM HB LED 470 + \$0 Blue 505 + \$0 Cyan 530 + \$0 Green 590 + \$0 Amber 630 + \$0 Red 850 + \$0 Infrared 940 + \$0 Infrared WHI + \$0 White NWH + \$0 Natural White	12 + \$0 12 Degree Optics 16 + \$0 LED Optics 16 Frosted 23 + \$0 LED Optics 23 Frosted 30 + \$0 30 Degree Frosted Optics 39 + \$0 LED Optics 39 Frosted 50 + \$0 50 Degree Optics F + \$0 Wide Angle Optics R + \$0 LED Reflector 120 R60 + \$0 LED Reflector 60
 Standard Dimensions W 2.5" L 12.5" H 1.5"			

4 Specify Diffuser Option	5 Specify Cable Option	6 Specify Driver Option
SD + \$0	WMC4 + \$0	A + \$85

4 Specify Diffuser Option	5 Specify Cable Option	6 Specify Driver Option
SD + \$0 Standard Diffuser CC + \$75 Clear Cover WD + \$75 White Diffuser	WMC4 + \$0 Washdown Monster Cable 4 meter WMC8 + \$55 Washdown Monster Cable 8 meter WMC15 + \$75 Washdown Monster Cable 15 meter WMC30 + \$165 Washdown Monster Cable 30 meter	LDM700 + \$0 700 MA LED Driver DIN rail mount A + \$85 ALDM Driver V + \$85 VLDM Driver RV + \$100 RVLDM Driver

SD + \$0 Standard Diffuser CC + \$75 Clear Cover WD + \$75 White Diffuser	WMC4 + \$0 Washdown Monster Cable 4 meter WMC8 + \$55 Washdown Monster Cable 8 meter WMC15 + \$75 Washdown Monster Cable 15 meter WMC30 + \$165 Washdown Monster Cable 30 meter	LDM700 + \$0 700 MA LED Driver DIN rail mount A + \$85 ALDM Driver V + \$85 VLDM Driver RV + \$100 RVLDM Driver
---	--	--

Monster Washdown Lights

Features:

- IP68 and FDA Approved
- Quick disconnect
- High Output HB LED's
- DIN Rail mount driver

Spectrum Illumination Monster Series Lights are engineered to provide up to 100,000 hours of trouble free operation.

Warning –

The supplied LDM adapter must be used for both continuous or strobe operations! Do not connect the fixture directly to 24VDC! Operating the fixture without the supplied LDM adapter will result in premature LED failure and will void the warranty.

To Order, Specify;			
1 Base Part Number			
Example:	WLL117.25	940	12
	\$2100	+ \$0	+ \$0
2 Specify LED Color		3 Specify Lens Type	

1 Base Part Number	List Price	2 Specify LED Color	3 Specify Lens Type
WLL117.25 Wash Down 17.25" Linear Light - Package Includes Light, LDM 1050 and 4 Meter Stainless Steel Cable	\$2100	395 * UV 395NM HB LED 940 + \$0 Infrared *Call for pricing	12 + \$0 12 Degree Optics 16 + \$0 LED Optics 16 Frosted 23 + \$0 LED Optics 23 Frosted 30 + \$0 30 Degree Frosted Optics 39 + \$0 LED Optics 39 Frosted 50 + \$0 50 Degree Optics F + \$0 Wide Angle Optics R + \$0 LED Reflector 120 R60 + \$0 LED Reflector 60



Standard Dimensions
W 2.5"
L 18.25"
H 1.56"

WMLL117.25 Wash Down 17.25" Linear Light - Package Includes Light, LDM 1050 and 4 Meter Stainless Steel Cable	\$2100	365 + \$1375 UV 365NM HB LED 470 + \$0 Blue 505 + \$0 Cyan 530 + \$0 Green 590 + \$0 Amber 630 + \$0 Red 850 + \$0 Infrared WHI + \$0 White	12 + \$0 12 Degree Optics 16 + \$0 LED Optics 16 Frosted 23 + \$0 LED Optics 23 Frosted 30 + \$0 30 Degree Frosted Optics 39 + \$0 LED Optics 39 Frosted 50 + \$0 50 Degree Optics F + \$0 Wide Angle Optics R + \$0 LED Reflector 120 R60 + \$0 LED Reflector 60
---	---------------	--	---



Standard Dimensions
W 2.5"
L 18.25"
H 1.56"

4 Specify Diffuser Option	5 Specify Cable Option	6 Specify Driver Option
SD + \$0	WMC4 + \$0	A + \$85

4 Specify Diffuser Option	5 Specify Cable Option	6 Specify Driver Option
SD + \$0 Standard Diffuser CC + \$75 Clear Cover WD + \$75 White Diffuser	WMC4 + \$0 Washdown Monster Cable 4 meter WMC8 + \$55 Washdown Monster Cable 8 meter WMC15 + \$75 Washdown Monster Cable 15 meter WMC30 + \$165 Washdown Monster Cable 30 meter	LDM1050 + \$0 1050 MA LED Driver DIN rail mount A + \$85 ALDM Driver V + \$85 VLDM Driver RV + \$100 RVLDM Driver

SD + \$0 Standard Diffuser CC + \$75 Clear Cover WD + \$75 White Diffuser	WMC4 + \$0 Washdown Monster Cable 4 meter WMC8 + \$55 Washdown Monster Cable 8 meter WMC15 + \$75 Washdown Monster Cable 15 meter WMC30 + \$165 Washdown Monster Cable 30 meter	LDM1050 + \$0 1050 MA LED Driver DIN rail mount A + \$85 ALDM Driver V + \$85 VLDM Driver RV + \$100 RVLDM Driver
---	--	--

Monster Washdown Lights

Features:

- IP68 and FDA Approved
- Quick disconnect
- High Output HB LED's
- DIN Rail mount driver

Spectrum Illumination Monster Series Lights are engineered to provide up to 100,000 hours of trouble free operation.


Warning –

The supplied LDM adapter must be used for both continuous or strobe operations! Do not connect the fixture directly to 24VDC! Operating the fixture without the supplied LDM adapter will result in premature LED failure and will void the warranty.

To Order, Specify;

1 Base Part Number	Example:	WLL123	940	12
		\$2300	+ \$0	+ \$0
2 Specify LED Color			3 Specify Lens Type	

1 Base Part Number	List Price	2 Specify LED Color	3 Specify Lens Type
WLL123 Wash Down 23" Linear Light LED - Package Includes Light, LDM 1400, and 4 Meter Stainless Steel Cable	\$2300	395 * UV 395NM HB LED 940 + \$0 Infrared *Call for pricing	12 + \$0 12 Degree Optics 16 + \$0 LED Optics 16 Frosted 23 + \$0 LED Optics 23 Frosted 30 + \$0 30 Degree Frosted Optics 39 + \$0 LED Optics 39 Frosted 50 + \$0 50 Degree Optics F + \$0 Wide Angle Optics R + \$0 LED Reflector 120 R60 + \$0 LED Reflector 60



Standard Dimensions
W 2.5"
L 24"
H 1.625"

WMLL123 Wash Down 23" Linear Light LED - Package Includes Light, LDM 1400, and 4 Meter Stainless Steel Cable	\$2300	365 * UV 365NM HB LED 470 + \$0 Blue 505 + \$0 Cyan 530 + \$0 Green 590 + \$0 Amber 630 + \$0 Red 850 + \$0 Infrared WHI + \$0 White NWH + \$0 Natural White *Call for pricing	12 + \$0 12 Degree Optics 16 + \$0 LED Optics 16 Frosted 23 + \$0 LED Optics 23 Frosted 30 + \$0 30 Degree Frosted Optics 39 + \$0 LED Optics 39 Frosted 50 + \$0 50 Degree Optics F + \$0 Wide Angle Optics R + \$0 LED Reflector 120 R60 + \$0 LED Reflector 60
--	---------------	---	---



Standard Dimensions
W 2.5"
L 24"
H 1.625"

4 Specify Diffuser Option **5** Specify Cable Option **6** Specify Driver Option

SD + \$0	WMC4 + \$0	A + \$85
---------------------------	-----------------------------	---------------------------

4 Specify Diffuser Option	5 Specify Cable Option	6 Specify Driver Option
SD + \$0 Standard Diffuser CC + \$75 Clear Cover WD + \$75 White Diffuser	WMC4 + \$0 Washdown Monster Cable 4 meter WMC8 + \$55 Washdown Monster Cable 8 meter WMC15 + \$75 Washdown Monster Cable 15 meter WMC30 + \$165 Washdown Monster Cable 30 meter	LDM1400 + \$0 1400 MA LED Driver DIN rail mount A + \$85 ALDM Driver V + \$85 VLDM Driver RV + \$100 RVLDM Driver

SD + \$0 Standard Diffuser CC + \$75 Clear Cover WD + \$75 White Diffuser	WMC4 + \$0 Washdown Monster Cable 4 meter WMC8 + \$55 Washdown Monster Cable 8 meter WMC15 + \$75 Washdown Monster Cable 15 meter WMC30 + \$165 Washdown Monster Cable 30 meter	LDM1400 + \$0 1400 MA LED Driver DIN rail mount A + \$85 ALDM Driver V + \$85 VLDM Driver RV + \$100 RVLDM Driver
---	--	--

Monster Washdown Lights

Features:



- IP68 and FDA Approved
- Quick disconnect
- High Output HB LED's
- DIN Rail mount driver

Spectrum Illumination Monster Series Lights are engineered to provide up to 100,000 hours of trouble free operation.

Warning –

The supplied LDM adapter must be used for both continuous or strobe operations! Do not connect the fixture directly to 24VDC! Operating the fixture without the supplied LDM adapter will result in premature LED failure and will void the warranty.

To Order, Specify;			
1 Base Part Number			
Example:	WSP1.25	395	12
	\$525	+ \$75	+ \$0
2 Specify LED Color		3 Specify Lens Type	

1 Base Part Number	List Price	2 Specify LED Color	3 Specify Lens Type
WSP1.25 Wash Down 1.25" Spot Light LED - Package Includes Light, LDM 350/1, and 4 Meter Cable	\$525	395 + \$75 UV 395NM HB LED	12 + \$0 12 Degree Optics 16 + \$0 LED Optics 16 Frosted 23 + \$0 LED Optics 23 Frosted 30 + \$0 30 Degree Frosted Optics 39 + \$0 LED Optics 39 Frosted 50 + \$0 50 Degree Optics F + \$0 Wide Angle Optics R + \$0 LED Reflector 120 R60 + \$0 LED Reflector 60
			
Standard Dimensions			
W 2.5"			
L 3.219"			
H 1.438"			
WMSP1.25 Wash Down 1.25" Spot Light LED - Package Includes Light, LDM 350/1, and 4 Meter Cable	\$525	365 + \$175 UV 365NM HB LED	12 + \$0 12 Degree Optics 16 + \$0 LED Optics 16 Frosted 23 + \$0 LED Optics 23 Frosted 30 + \$0 30 Degree Frosted Optics 39 + \$0 LED Optics 39 Frosted 50 + \$0 50 Degree Optics F + \$0 Wide Angle Optics R + \$0 LED Reflector 120 R60 + \$0 LED Reflector 60
			
Standard Dimensions			
W 2.5"			
L 3.219"			
H 1.438"			

4 Specify Diffuser Option	5 Specify Cable Option	6 Specify Driver Option
SD + \$0	WMC4 + \$0	A + \$85

4 Specify Diffuser Option	5 Specify Cable Option	6 Specify Driver Option
SD + \$0 Standard Diffuser	WMC4 + \$0 Washdown Monster Cable 4 meter	LDM350/1 + \$0 350 MA single LED Driver DIN rail mount
CC + \$25 Clear Cover	WMC8 + \$55 Washdown Monster Cable 8 meter	A + \$85 ALDM Driver
WD + \$25 White Diffuser	WMC15 + \$75 Washdown Monster Cable 15 meter	V + \$85 VLDM Driver
	WMC30 + \$165 Washdown Monster Cable 30 meter	RV + \$100 RVLDM Driver

SD + \$0 Standard Diffuser	WMC4 + \$0 Washdown Monster Cable 4 meter	LDM350/1 + \$0 350 MA single LED Driver DIN rail mount
CC + \$25 Clear Cover	WMC8 + \$55 Washdown Monster Cable 8 meter	A + \$85 ALDM Driver
WD + \$25 White Diffuser	WMC15 + \$75 Washdown Monster Cable 15 meter	V + \$85 VLDM Driver
	WMC30 + \$165 Washdown Monster Cable 30 meter	RV + \$100 RVLDM Driver

Monster Washdown Lights

Features:

- IP68 and FDA Approved
- Quick disconnect
- High Output HB LED's
- DIN Rail mount driver

Spectrum Illumination Monster Series Lights are engineered to provide up to 100,000 hours of trouble free operation.

Warning –

The supplied LDM adapter must be used for both continuous or strobe operations! Do not connect the fixture directly to 24VDC! Operating the fixture without the supplied LDM adapter will result in premature LED failure and will void the warranty.

To Order, Specify;

1 Base Part Number	Example:	
	WSP3.25	940 12
	\$1000	+ \$0 + \$0
2 Specify LED Color	3 Specify Lens Type	

1 Base Part Number	List Price	2 Specify LED Color	3 Specify Lens Type
WSP3.25 Wash Down 3.25" Spot Light LED - Package Includes Light, LDM 350/3, and 4 Meter Cable	\$1000	395 * UV 395NM HB LED 940 + \$0 Infrared *Call for pricing	12 + \$0 12 Degree Optics 16 + \$0 LED Optics 16 Frosted 23 + \$0 LED Optics 23 Frosted 30 + \$0 30 Degree Frosted Optics 39 + \$0 LED Optics 39 Frosted 50 + \$0 50 Degree Optics F + \$0 Wide Angle Optics R + \$0 LED Reflector 120 R60 + \$0 LED Reflector 60



Standard Dimensions
Dia 4.5"
CC 14.13"
H 1.25"

WMSP3.25 Wash Down 3.25" Spot Light LED - Package Includes Light, LDM 350/3, and 4 Meter Stainless Steel Cable	\$1000	365 + \$875 UV 365NM HB LED 470 + \$0 Blue 505 + \$0 Cyan 530 + \$0 Green 590 + \$0 Amber 630 + \$0 Red 850 + \$0 Infrared WHI + \$0 White	12 + \$0 12 Degree Optics 16 + \$0 LED Optics 16 Frosted 23 + \$0 LED Optics 23 Frosted 30 + \$0 30 Degree Frosted Optics 39 + \$0 LED Optics 39 Frosted 50 + \$0 50 Degree Optics F + \$0 Wide Angle Optics R + \$0 LED Reflector 120 R60 + \$0 LED Reflector 60
--	---------------	---	---



Standard Dimensions
Dia 4.5"
CC 14.13"
H 1.25"

4 Specify Diffuser Option	5 Specify Cable Option	6 Specify Driver Option
SD + \$0	WMC4 + \$0	A + \$85

4 Specify Diffuser Option	5 Specify Cable Option	6 Specify Driver Option
SD + \$0 Standard Diffuser CC + \$50 Clear Cover WD + \$50 White Diffuser	WMC4 + \$0 Washdown Monster Cable 4 meter WMC8 + \$55 Washdown Monster Cable 8 meter WMC15 + \$75 Washdown Monster Cable 15 meter WMC30 + \$165 Washdown Monster Cable 30 meter	LDM350/3 + \$0 350 MA 5-6 LEDS Driver DIN Rail Mount A + \$85 ALDM Driver V + \$85 VLDM Driver RV + \$100 RVLDM Driver

SD + \$0 Standard Diffuser CC + \$50 Clear Cover WD + \$50 White Diffuser	WMC4 + \$0 Washdown Monster Cable 4 meter WMC8 + \$55 Washdown Monster Cable 8 meter WMC15 + \$75 Washdown Monster Cable 15 meter WMC30 + \$165 Washdown Monster Cable 30 meter	LDM350/3 + \$0 350 MA 5-6 LEDS Driver DIN Rail Mount A + \$85 ALDM Driver V + \$85 VLDM Driver RV + \$100 RVLDM Driver
---	--	---

Service Parts

Controllers	134-138
Cables	

Replacement controllers and cables have a different cost than that included in a package. Diffusers can be replaced upon request if one is broken. Please contact Spectrum Illumination for a quote on price when not in package.

customerservice@spectrumillumination.com or 231-894-4590

Limited Warranty

Every Spectrum Illumination, Inc. product is thoroughly inspected and tested before leaving the factory. Standard products purchased on or after October 1, 2013 (excluding wash down light heads) are warranted to be free of defects in workmanship and materials for a period of SIX YEARS from the original date of purchase. Should a defect develop during this period, return the complete product, freight prepaid, to one of Spectrum Illumination's distributors. The distributor will need to call for an RMA for repair before returning the product to Spectrum Illumination, Inc. Spectrum Illumination, Inc. will inspect the unit, and if a defect is found will, at our option, repair or replace the product without charge. Spectrum Illumination, Inc. disclaims liability for any implied warranties, including implied warranties of "merchantability" and "fitness for a specific purpose."

Wash down light heads and standard products purchased before October 1, 2013 are covered for a period of THREE YEARS from the original date of purchase. Wash down light heads are enclosed in stainless steel enclosures that do not dissipate heat away from the LED's as well as standard products. All requirements for return are stipulated in the previous paragraph.

Spectrum Illumination, Inc. cannot be held responsible for the unauthorized or inappropriate use of our products. Products that include a driver will not be covered under this warranty if the driver was not used. Spectrum Illumination, Inc. will not cover products that have been determined to have run on third party strobe or LED controllers.

NO LIABILITY FOR CONSEQUENTIAL DAMAGES.

In no event shall Spectrum Illumination, Inc. be liable for consequential, special, incidental or indirect damages of any kind arising from the sale or use of products.

LDM Series Controllers

The LED Driver Module (LDM) is a current regulating DIN rail mounted adapter for our Monster Light Series products. Every Monster Light includes the correct LDM and 4 meter cable for the product. The LDM connects to industry standard 24VDC power and is used for strobe or continuous operation. The LDM Adapter has both PNP and NPN strobe inputs with a 3 microsecond response time. The strobe inputs are pulse width duration so they are on for the length of the supplied pulse. The LDM can also be connected to our Monster Brain Controller so the end user can control the number of pulses, pulse delay and pulse duration. The LDM adapter connects to the Monster Brain Controller with a DIN rail bus connector so that connections are effortless. Since the LDM's release in 2002 through today and after 8 revision improvements, the LDM has proven itself to be superior in reliability, repeatability and quality.

To Order, Specify;

① Base Part Number

Example:

LDM350/1
\$215

① Base Part Number	Description	List Price
LDM350/1	Standard LED Driver Module	\$215
LDM350/2	Standard LED Driver Module	\$215
LDM350/3	Standard LED Driver Module	\$215
LDM700	Standard LED Driver Module	\$215
LDM1050	Standard LED Driver Module	\$215
LDM1400	Standard LED Driver Module	\$215
LDM1750	Standard LED Driver Module	\$215
LDM2100	Standard LED Driver Module	\$215
LDM2800	Standard LED Driver Module	\$215
LDM3500	Standard LED Driver Module	\$215
LDM4900	Standard LED Driver Module	\$215



Standard Dimensions
W .89"
L 4.508"
H 3.898"
Wt .25lbs

ALDM Series Controllers

The Analog LED Driver Module (ALDM) is a current regulating DIN rail mounted adapter for our Monster Light Series products. Unlike the LDM the ALDM also has a 0-10VDC input for intensity control. Every Monster Light can be ordered with the optional ALDM Adapter for a minimal up charge. The ALDM connects to industry standard 24VDC power and is used for strobe or continuous operation. The ALDM Adapter has both PNP and NPN strobe inputs with a 3 microsecond response time. The strobe inputs are pulse width duration so they are on for the length of the supplied pulse. The ALDM can also be connected to our Monster Brain Controller (MBC) so the end user can control the number of pulses, pulse delay, pulse duration and intensity. The ALDM adapter connects to the Monster Brain Controller with a DIN rail bus connector so that connections are effortless. The ALDM is based on the same time tested technology as our LDM Adapter.

To Order, Specify;

① Base Part Number

Example:

ALDM350/1
\$300

① Base Part Number	Description	List Price
ALDM350/1	0-10VDC intensity control DIN rail mounted Analog LED Driver Module	\$300
ALDM350/2	0-10VDC intensity control DIN rail mounted Analog LED Driver Module	\$300
ALDM350/3	0-10VDC intensity control DIN rail mounted Analog LED Driver Module	\$300
ALDM700	0-10VDC intensity control DIN rail mounted Analog LED Driver Module	\$300
ALDM1050	0-10VDC intensity control DIN rail mounted Analog LED Driver Module	\$300
ALDM1400	0-10VDC intensity control DIN rail mounted Analog LED Driver Module	\$300
ALDM1750	0-10VDC intensity control DIN rail mounted Analog LED Driver Module	\$300
ALDM2100	0-10VDC intensity control DIN rail mounted Analog LED Driver Module	\$300
ALDM2800	0-10VDC intensity control DIN rail mounted Analog LED Driver Module	\$300
ALDM3500	0-10VDC intensity control DIN rail mounted Analog LED Driver Module	\$300



Standard Dimensions
W 1.9"
D 2.1"
H .85"
Wt .25lbs

VLDM Series Controllers

The Variable LED Driver Module (VLDM) is a current regulating DIN rail mounted adapter for our Monster Light Series products. Unlike the LDM the VLDM gives the end user the ability to adjust the light intensity via manual potentiometer. Every Monster Light can be ordered with the optional VLDM Adapter for a minimal up charge. The VLDM connects to industry standard 24VDC power and is used for strobe or continuous operation. The VLDM Adapter has both PNP and NPN strobe inputs with a 3 microsecond response time. The strobe inputs are pulse width duration so they are on for the length of the supplied pulse. The VLDM can also be connected to our Monster Brain Controller (MBC) so the end user can control the number of pulses, pulse delay and pulse duration. The VLDM adapter connects to the Monster Brain Controller with a DIN rail bus connector so that connections are effortless. The VLDM is based on the same time tested technology as our LDM Adapter.

To Order, Specify;

① Base Part Number

Example:

VLDM350/1
\$300

① Base Part Number	Description	List Price
VLDM350/1	DIN rail mounted Variable Intensity Control LED Driver Module	\$300
VLDM350/2	DIN rail mounted Variable Intensity Control LED Driver Module	\$300
VLDM350/3	DIN rail mounted Variable Intensity Control LED Driver Module	\$300
VLDM700	DIN rail mounted Variable Intensity Control LED Driver Module	\$300
VLDM1050	DIN rail mounted Variable Intensity Control LED Driver Module	\$300
VLDM1400	DIN rail mounted Variable Intensity Control LED Driver Module	\$300
VLDM1750	DIN rail mounted Variable Intensity Control LED Driver Module	\$300
VLDM2100	DIN rail mounted Variable Intensity Control LED Driver Module	\$300
VLDM2800	DIN rail mounted Variable Intensity Control LED Driver Module	\$300
VLDM3500	DIN rail mounted Variable Intensity Control LED Driver Module	\$300



Standard Dimensions
W .89"
L 4.508"
H 3.898"
Wt .25lbs

RLDM Series Controllers

The Remote Variable LED Driver Module (RVLDM) is a current regulating DIN rail mounted adapter for our Monster Light Series products. Unlike the LDM the RVLDM gives the end user the ability to adjust the light intensity via manual remote potentiometer. Every Monster Light can be ordered with the optional RVLDM Adapter for a minimal up charge. The RVLDM connects to industry standard 24VDC power and is used for strobe or continuous operation. The RVLDM Adapter has both PNP and NPN strobe inputs with a 3 microsecond response time. The strobe inputs are pulse width duration so they are on for the length of the supplied pulse. The RVLDM can also be connected to our Monster Brain Controller (MBC) so the end user can control the number of pulses, pulse delay and pulse duration. The RVLDM adapter connects to the Monster Brain Controller with a DIN rail bus connector so that connections are effortless. The RVLDM is based on the same time tested technology as our LDM.

To Order, Specify;

① Base Part Number

Example:

RVLDM350/1
\$315

① Base Part Number	Description	List Price
RVLDM350/1	DIN rail mounted Remote Variable Intensity Control LED Driver Module	\$315
RVLDM350/2	DIN rail mounted Remote Variable Intensity Control LED Driver Module	\$315
RVLDM350/3	DIN rail mounted Remote Variable Intensity Control LED Driver Module	\$315
RVLDM700	DIN rail mounted Remote Variable Intensity Control LED Driver Module	\$315
RVLDM1050	DIN rail mounted Remote Variable Intensity Control LED Driver Module	\$315
RVLDM1400	DIN rail mounted Remote Variable Intensity Control LED Driver Module	\$315
RVLDM1750	DIN rail mounted Remote Variable Intensity Control LED Driver Module	\$315
RVLDM2100	DIN rail mounted Remote Variable Intensity Control LED Driver Module	\$315
RVLDM2800	DIN rail mounted Remote Variable Intensity Control LED Driver Module	\$315
RVLDM3500	DIN rail mounted Remote Variable Intensity Control LED Driver Module	\$315



Standard Dimensions
W 1.9"
D 2.1"
H .85"
Wt .25lbs

MBC Series Controllers

To Order, Specify;

① Base Part Number

Example:

MBC-1
\$650

① Base Part Number	Description	List Price
--------------------	-------------	------------

MBC-1	Monster Brain Ethernet Controller	\$650
--------------	-----------------------------------	--------------



Standard Dimensions

W 1.78"
L 4.508"
H 3.898"
Wt .25lbs

The Monster Brain is an Ethernet controller that was designed to control our LDM, VLDM and ALDM Adapters. Every Adapter (Revision H and up) was designed to connect to the Monster Brain through a DIN rail bus connector in the back of the unit. The Monster Brain was designed with an embedded web server so that software is not necessary. The end user only needs to connect an Ethernet cable, open their internet browser, type in the IP address and the programming interface window opens. The Monster Brain can be used as a standalone unit or can be connected to a network. The Monster Brain gives the end user the ability to program up to 63 different product ID's (0-62) and recall them either through simple ASCII commands or hardwired binary inputs. Product ID number 63 is reserved for a function that loops through all of the products making it possible to have multiple timing and intensity levels of each channel with only one trigger signal input. The end user also has the flexibility to change any parameters on the Monster Brain using simple ASCII command strings. Flexibility was foremost in our minds when designing the Monster Brain. We designed it so the end user has 4 separate user configurable channels that can have multiple LDM, VLDM or ALDM modules on each channel. The channels can be configured as 4 strobe and 0 analog, 3 strobe and 1 analog, 2 strobe and 2 analog or 1 strobe and 3 analog. The four different channels give the end user the ability to set the number of pulses, pulse duration, pulse delays and current outputs. The Monster Brain also has 2 camera strobe outputs. The 2 camera strobe outputs are designed for applications that require the light to be at full intensity before acquiring an image. The Monster Brain is the most compact and versatile LED lighting controller in the Machine Vision Lighting Market.

Cables

To Order, Specify;

① Base Part Number

Example:

MC4
\$40

① Base Part Number	Description	List Price	
--------------------	-------------	------------	--

EC3	Standard Regular 3 Meter	\$40	.6lbs
EC5	Standard Regular 5 Meter	\$55	1.03lbs
MC4	Monster Regular 4 Meter	\$40	.5lbs
MC8	Monster Regular 8 Meter	\$80	.93lbs
MC15	Monster Regular 15 Meter	\$100	1.75lbs
MC30	Monster Regular 30 Meter	\$235	3.43lbs
MCHF4	Monster High Flex 4 Meter	\$115	.37lbs
MCHF8	Monster High Flex 8 Meter	\$140	.73lbs
MCHF15	Monster High Flex 15 Meter	\$240	1.34lbs
MCHF30	Monster High Flex 30 Meter	\$420	1.34lbs
SC4	Standard Regular 4 Meter	\$40	.35lbs
SC8	Standard Regular 8 Meter	\$90	.79lbs
SC15	Standard Regular 15 Meter	\$110	1.23lbs
SC30	Standard Regular 30 Meter	\$150	2.6lbs
SCHF4	Standard High Flex 4 Meter	\$115	.37lbs
SCHF8	Standard High Flex 8 Meter	\$140	.73lbs
SCHF15	Standard High Flex 15 Meter	\$190	1.34lbs
WMC4	Monster Wash Down 4 Meter	\$40	.48lbs
WMC8	Monster Wash Down 8 Meter	\$95	.92lbs
WMC15	Monster Wash Down 15 Meter	\$115	1.7lbs
WMC30	Monster Wash Down 30 Meter	\$205	3.2lbs
WSC4	Standard Wash Down 4 Meter	\$40	.35lbs
WSC8	Standard Wash Down 8 Meter	\$100	.77lbs
WSC15	Standard Wash Down 15 Meter	\$120	1.39lbs
WSC30	Standard Wash Down 30 Meter	\$190	1.39lbs

Index

ALDM350/1 135
 ALDM350/2 135
 ALDM350/3 135
 ALDM700 135
 ALDM1050 135
 ALDM1400 135
 ALDM1750 135
 ALDM2100 135
 ALDM2800 135
 ALDM3500 135
 BL14 6
 BL18 6
 BL22 7
 BL24 7
 BL26 8
 BL34 9
 BL36 9
 BL38 10
 BL44 11
 BL46 11
 BL48 12
 BL56 13
 BL66 13
 BL68 14
 BL88 16
 BL210 8
 BL312 10
 BL414 12
 BL610 14
 BL612 15
 BL618 15
 BL812 16
 BL824 17
 BL1010 17
 BL1212 18
 DL7.25 33
 DL12.25 34
 DL18.25 35
 DL29.25 36
 DL180 32
 DL180-RGB 32
 DL180-RGBW 33
 EL150 44
 EL300 44
 EL2150 46
 ES40 100
 LA14 40
 LA18 40
 LA24 42
 LA112 41
 LA116 41
 LA124 42
 LDM350/1 134
 LDM350/2 134
 LDM350/3 134
 LDM700 134

LDM1050 134
 LDM1400 134
 LDM1750 134
 LDM2800 134
 LDM3500 134
 LDM4900 134
 LL16 50
 LL26 70
 LL111.5 52
 LL117.25 54
 LL123 56
 LL128.75 58
 LL134.5 60
 LL146 62
 LL157.5 64
 LL169 66
 LL180.5 68
 MB844 24
 MBC-1 138
 MBL22 20
 MBL24 20
 MBL44 22
 MBL46 22
 MC8 139
 MC15 139
 MC30 139
 MCHF4 139
 MCHF8 139
 MCHF15 139
 MCHF30 139
 MDA2 28
 MDL7.25 34
 MDL12.25 35
 MDL18.25 36
 MDL29.25 37
 MLL12 48
 MLL16 50
 MLL22 70
 MLL26 72
 MLL111.5 52
 MLL114 48
 MLL117.25 54
 MLL123 56
 MLL128.75 58
 MLL134.5 60
 MLL146 62
 MLL157.5 64
 MLL169 66
 MLL180.5 68
 MRL2.5 84
 MRL3.5 86
 MRL5.5 88
 MRL8.5 90
 MRL13.5 92
 MRL19.5 94
 MRL30.5 96
 MSP1.25 102
 MSP3.25 104

MSP5.25 106
 OL66 78
 OL1212 78
 RL2.5 84
 RL3.5 86
 RL4 83
 RL5.5 88
 RL8.5 90
 RL13.5 92
 RL19.5 94
 RL30.5 96
 RL70 83
 RL/DF4 82
 RL/DF8 82
 RLDM350/1 137
 RLDM350/2 137
 RLDM350/3 137
 RLDM700 137
 RLDM1050 137
 RLDM1400 137
 RLDM1750 137
 RLDM2100 137
 RLDM2800 137
 RLDM3500 137
 SC4 139
 SC8 139
 SC15 139
 SC30 139
 SCHF4 139
 SCHF15 139
 SP1.25 102
 SP3.25 104
 SP5.25 106
 TP1 112
 VDM350/1 136
 VDM350/2 136
 VDM350/3 136
 VDM700 136
 VDM1050 136
 VDM1400 136
 VDM1750 136
 VDM2100 136
 VDM2800 136
 VDM3500 136
 WBL28 116
 WBL44 116
 WBL48 117
 WBL812 117
 WLL16 120
 WLL111.5 122
 WLL117.25 124
 WLL123 126
 WMC4 139
 WMC8 139
 WMC15 139
 WMC30 139
 WMLL16 120
 WMLL111.5 122

WMLL117.25 124
 WMLL123 126
 WMSP1.25 128
 WMSP3.25 130
 WRL4 118
 WSC4 139
 WSC8 139
 WSC15 139
 WSC30 139
 WSP1.25 128
 WSP3.25 130
 XL300 74
 XL2150 74
 XS40 108