



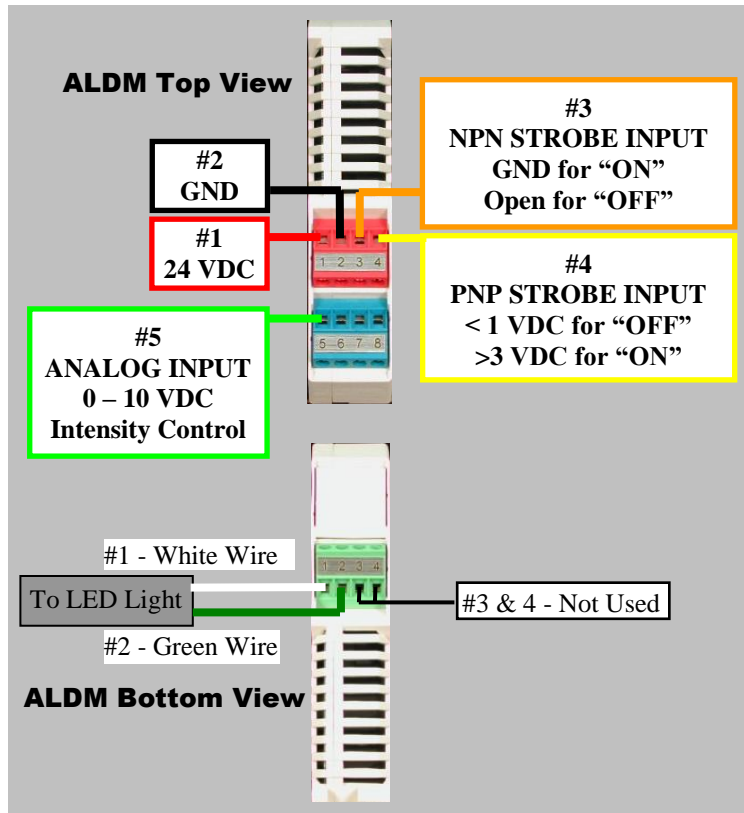
# ALDM350/3 Series DRIVER

Replaces ALDM350HO series driver

- 0-10VDC Analog Control for intensity ~10% to 100%
- Current Regulating
- 24VDC
- DIN Rail Mount
- PNP/NPN Strobe or Continuous Mode

**ELECTRICAL:**

Input Voltage: 24 VDC -0.5 / +4V  
Input Current: 0.5 Amp  
Connection: Screw terminals



**ALDM350/3 is compatible with the following lights:**

- LL16 – All Colors except -850 (IR)
- SP3.25 – All Colors except -850 (IR)

**NOTE:**

Jumper 24VDC to PNP Strobe Input or GND to NPN Strobe input for light to remain in constant “ON” state.

Strobe is Pulse Width Duration – Light will remain “on” for duration of signal or pulse.

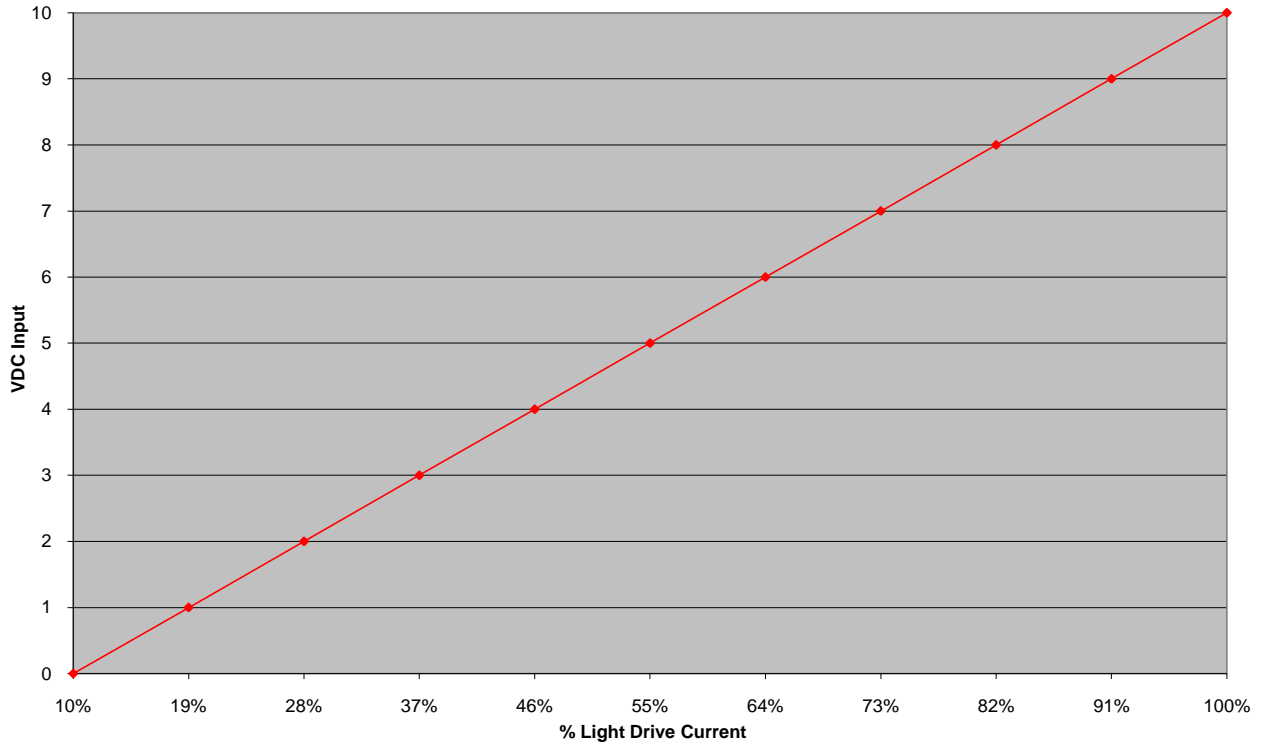
**Note: 24V power supply return and GND reference for 0-10V input must be connected to pin #2 (GND) of red connector.**

**Note: Brown, Black and Blue wires are not used on ALDM350/3 Driver**

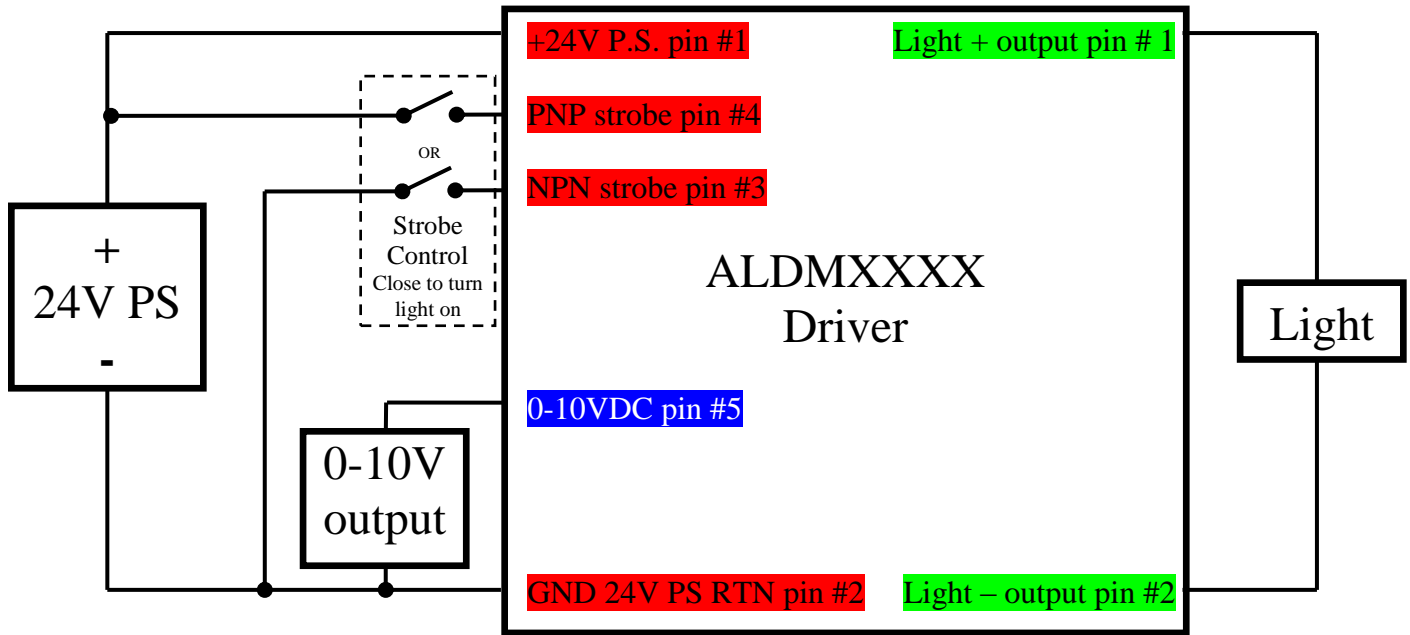
**Warning!!!**

**USE ONLY SPECTRUM ILLUMINATION LDM DRIVER WITH MONSTER LIGHTS.  
DO NOT CONNECT MONSTER LIGHTS DIRECTLY TO 24VDC!**

Analog Voltage vs. Light Drive Current



### Wiring Block Diagram



Spectrum Illumination • 5114 Industrial Park Rd. • Montague, MI 49437

Phone 231-894-4590 Fax 231-894-4582

[www.spectrumillumination.com](http://www.spectrumillumination.com)

Rev. Date: 2009-05-21